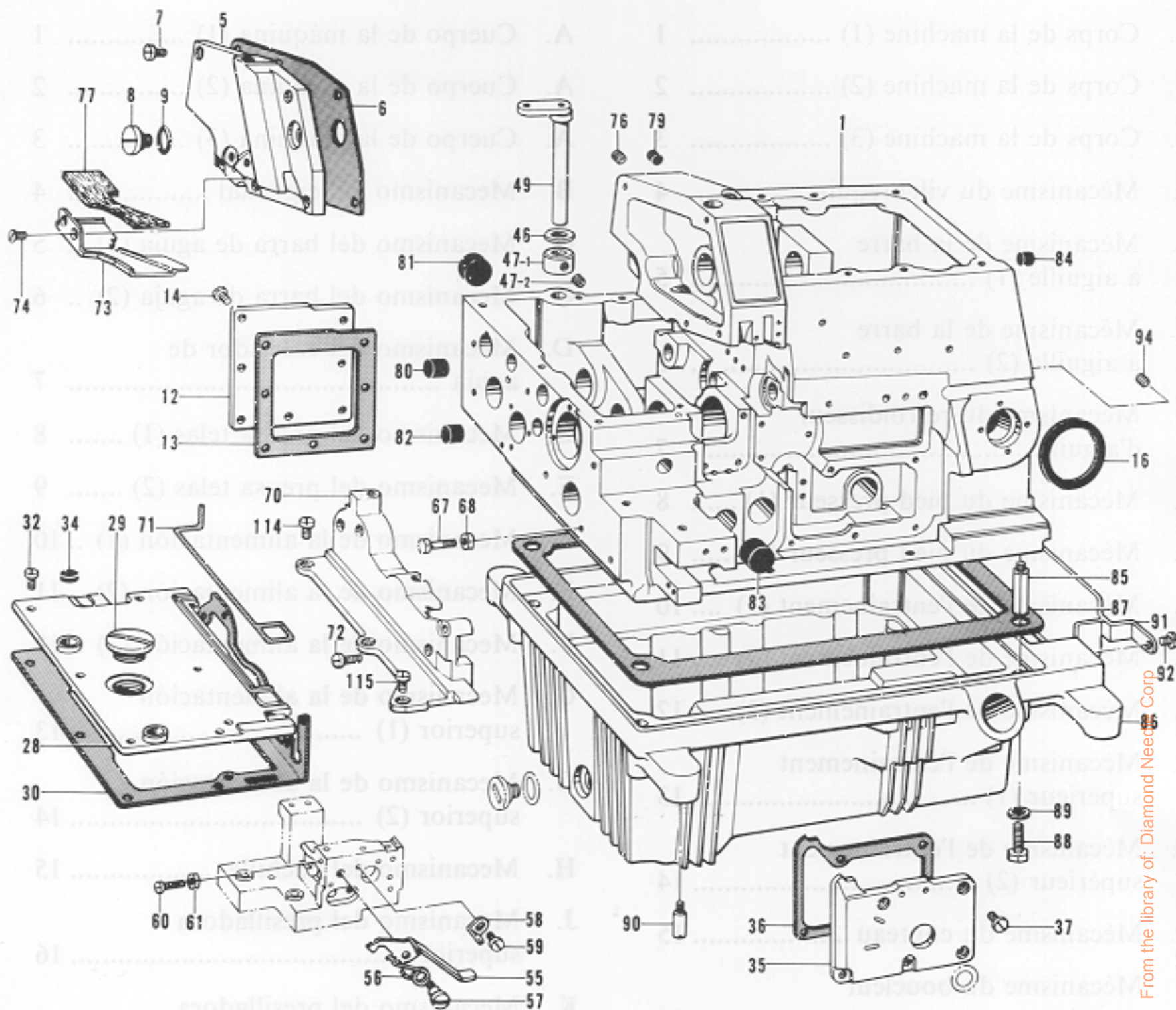


A. Machine body (1) / Maschinengehäuse (1)  
 Corps de la machine (1) / Cuerpo de la máquina (1)

TABLE DES MATIÈRES

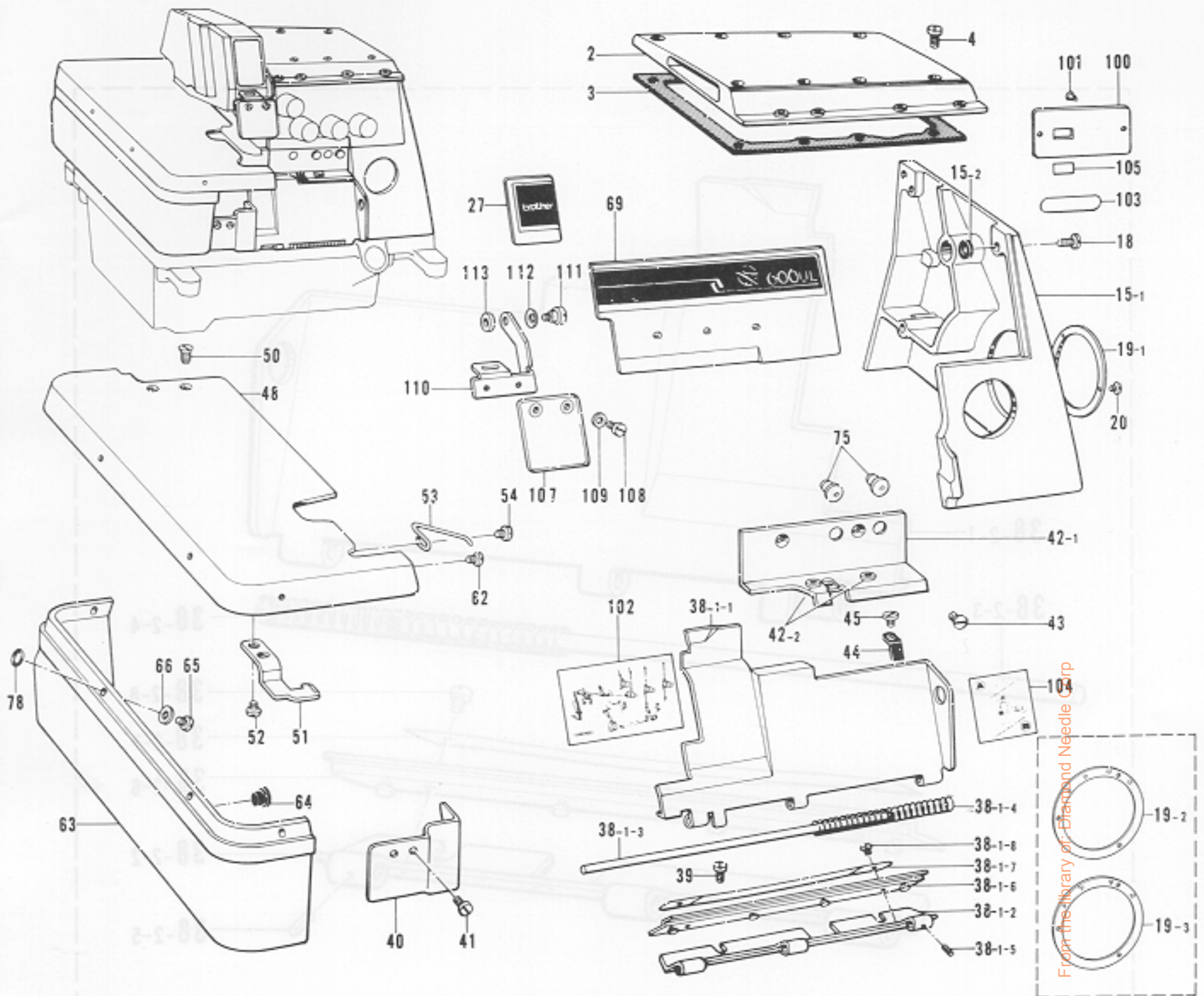


From the library of: Diamond Needles Corp

Ref. No.	Name of Parts	Q'ty	Parts No.	Assembly No.	Ref. No.	Name of Parts	Q'ty	Parts No.	Assembly No.
1	Machine body	1			60	Screw 3.57 x 14	1	009671-412	
5	Cover for Needle Driving Mechanism	1	S00092-001		61	Nut 3.57	1	021670-202	
6	Packing	1	S00007-000		67	Bolt 4.37	2	154835-001	
7	Screw 4.37 x 7	6	009680-712		68	Nut 4.37	2	105234-003	
8	Screw 9.52	1	S00008-001		70	Upper Feed Cover	1	S00105-101	
9	"G" Ring	1	109203-001		71	Packing	1	S00333-000	
12	Cover for Feed Mechanism	1	S00093-001		72	Screw 3.57 x 18	4	009671-812	
13	Packing	1	S00094-000		73	Cloth Guide (S)	1	S00108-001	
14	Screw 4.37	7	107407-003		74	Screw 3.57	2	108960-002	
16	Rubber	1	S00010-000		76	Screw 5.95	2	013760-612	
28	Cover for Feed Mechanism	1	S00099-100		77	Felt	1	S00146-000	
29	Oil Cap	1	S00016-001		79	Oil Cap	1	142274-001	
30	Packing	1	S00334-000		80	Oil Cap	1	146315-000	
32	Screw 4.37 x 7	4	009680-712		81	Oil Cap	1	140066-001	
34	Oil Cap	2	143766-001		82	Oil Cap	1	140361-001	
35	Inside Cover	1	154819-000		83	Oil Cap	1	154841-001	
36	Packing	1	154820-000		84	Oil Cap	1	146315-000	
37	Screw 3.57 x 8	5	009670-812		85	Machine Body Leg	4	148085-001	
46	Washer	1	141183-000		86	Oil Reservoir	1	S00019-001	
47-1	Set Collar	1		A-47 Set Collar with Screw 181969-003	87	Packing	1	S00021-000	
47-2	Screw 6.35	2	101706-001		88	Bolt 6.35 x 16	4	017771-612	
49	Cloth Plate Supporter	1	S00017-001		89	Washer	4	159476-000	
55	Cloth Plate Lever	1	154833-001		90	Set Pin for Cushion	4	140077-001	
56	Spring	1	146452-001		91	Wind Guide Plate	1	S00022-001	
57	Screw 3.57	1	146453-001		92	Screw 4.37 x 6	2	009680-612	
58	Cloth Plate Lever Stopper	1	146454-001		94	Screw 6.35	2	014780-622	
59	Screw 3.57 x 6	1	009670-612		114	Screw 4.37 x 10	2	007681-012	
					115	Screw 3.57 x 10	1	009671-012	



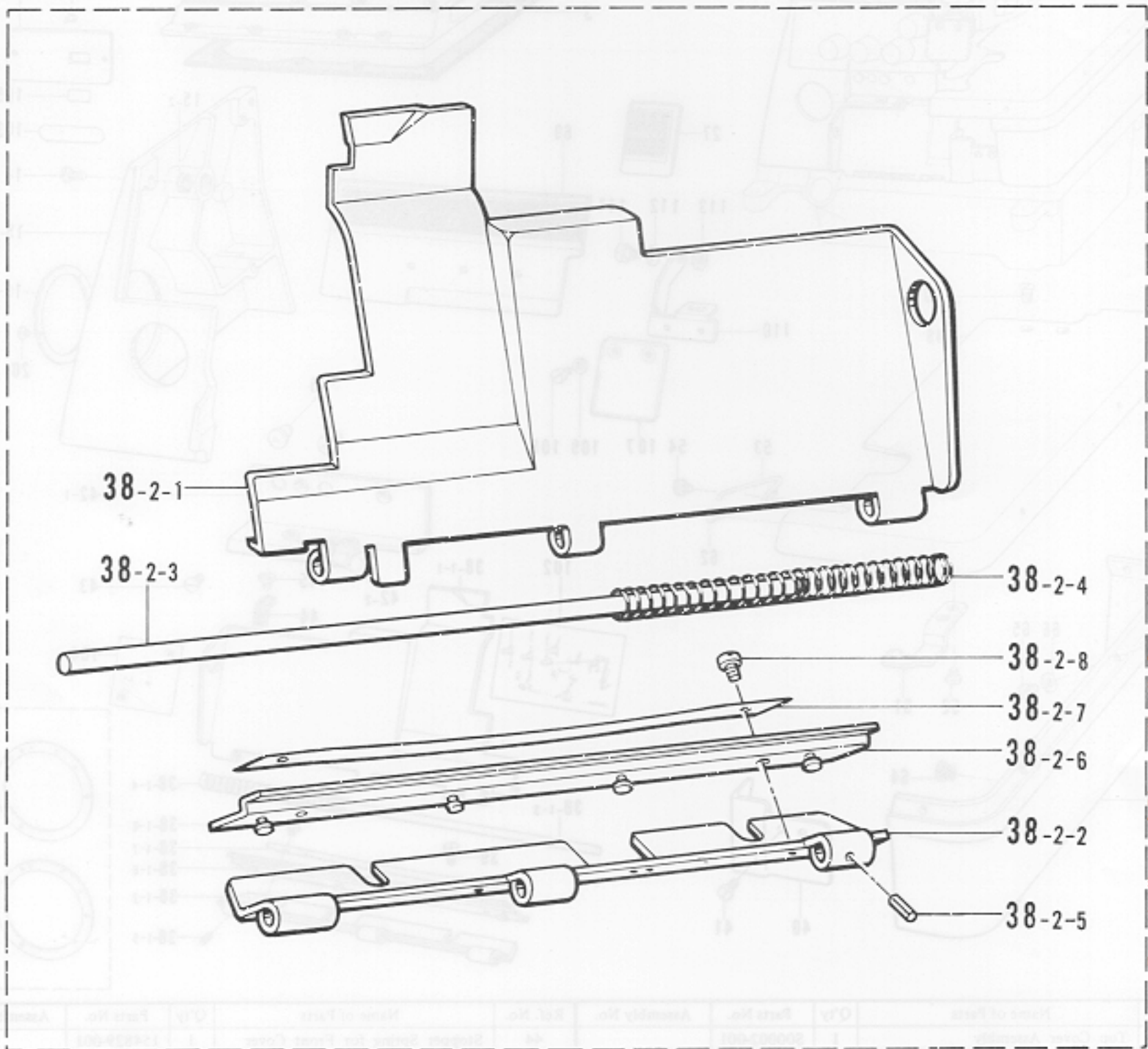
A. Machine body (2) / Maschinengehäuse (2)  
 Corps de la machine (2) / Cuerpo de la máquina (2)



Ref. No.	Name of Parts	Q'ty	Parts No.	Assembly No.	Ref. No.	Name of Parts	Q'ty	Parts No.	Assembly No.
2	Top Cover Assembly	1	S00002-001		44	Stopper Spring for Front Cover	1	154839-001	
3	Packing	1	S00004-000		45	Screw 3.57 x 4.5	i	123185-001	
4	Screw 4.37 x 12	8	009681-212		48	Cloth Plate	1	S00101-001	
15-1	Belt Cover	1		A-15 Belt Cover Assembly S00284-001	50	Screw 4.37	2	100032-003	
15-2	Washer	4	155520-000		51	Stopper for Cloth Plate	1	154832-001	
18	Screw 4.37 x 10	4	009681-012		52	Screw 3.57 x 5	2	001670-512	
19-1	Stitch Length Control Plate	1	S00095-001		53	Spring	1	146450-001	
19-2	Stitch Length Control Plate (Bulky)	1	S01089-001		54	Screw 3.57 x 5	1	001670-512	
19-3	Stitch Length Control Plate (Shirring, Piping)	1	S01090-001		62	Screw 3.57 x 5	1	007670-513	
20	Screw 2.38	3	105288-001		63	Cloth Plate Lower	1	S00103-001	
27	Name Plate	1	S00098-001		64	Oil Cap	2	104450-001	
38-1-1	Front Cover	1		A-38-1 Front Cover Assembly 154857-001 (2 mm)	65	Screw 3.57 x 7	4	001670-712	
38-1-2	Front Cover Hinge	1	154854-001		66	Washer	4	105161-003	
38-1-3	Front Cover Hinge Pin	1	154855-000		69	Emblem Plate	1	S00104-001	
38-1-4	Spring	i	146442-001		75	Oil Cap	2	143196-001	
38-1-5	Pin 1.4 x 6	1	047140-642		78	Packing	4	118770-001	
38-1-6	Hinge Cover	1	154856-000		100	Model Plate	i		
38-1-7	Hinge Cover Presser Plate	1	152194-001		101	Pin	2		
38-1-8	Screw 3.57 x 4	2	009670-412		102	Threading Diagram	1	154849-001	
39	Screw 4.37 x 5	2	009680-512		103	Parts Book Number Plate	1		
40	Front Cover Guide	1	154821-001		104	Looper Threading Label	1	155340-001	
41	Screw 3.57 x 6	2	009670-612		105	Label	1	146975-	
42-1	Supporter for Front Cover	1		A-42 Supporter for Front Cover Assembly 154823-001	107	Eye Guard	1	S00075-000	
42-2	Thread Bushing	2	146924-000		108	Screw 3.18 x 5	2	009660-512	
43	Screw 4.37	2	117160-001		109	Washer 3	2	025030-132	
					110	Supporter Plate	1	S00076-001	
					111	Screw 4.37	1	146597-101	
					112	Spring Washer	1	146598-001	
					113	Spacer	1	S00077-000	



A. Machine body (3) / Maschinengehäuse (3)  
 Corps de la machine (3) / Cuerpo de la máquina (3)



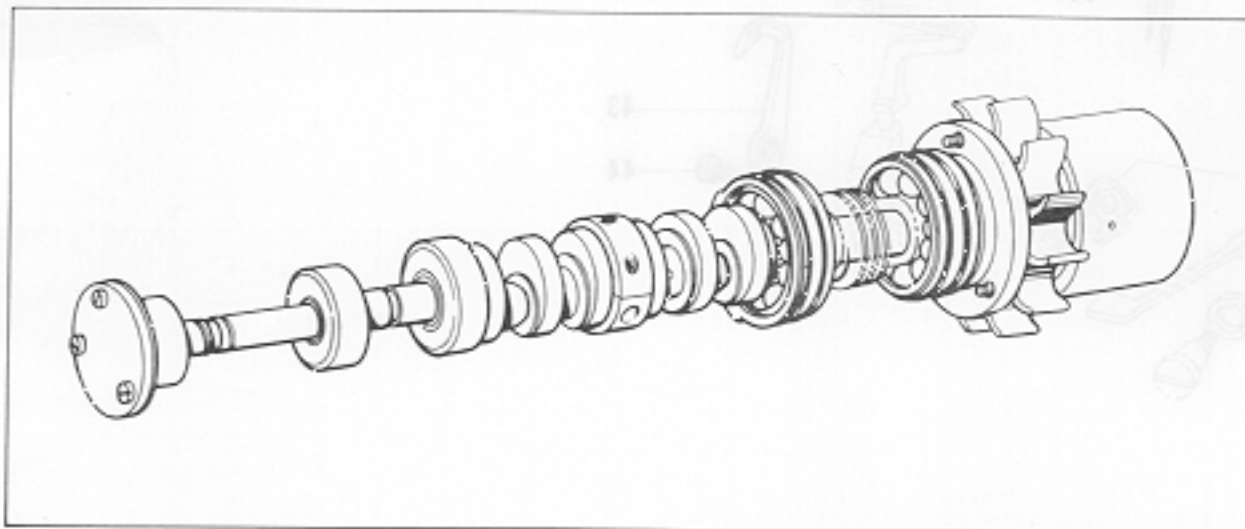
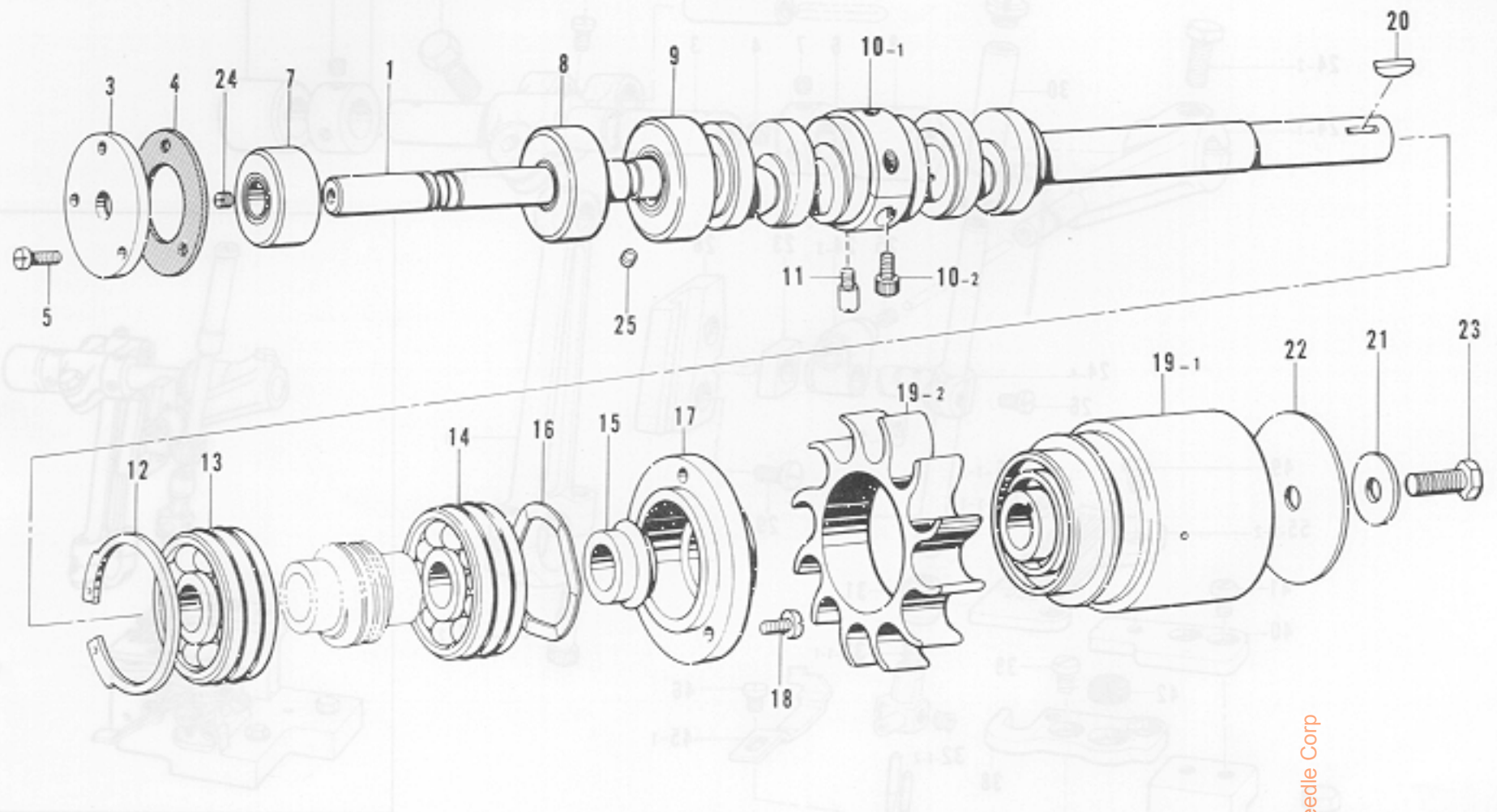
From the library of: Diamond Needle Corp

Ref. No.	Name of Parts	Q'ty	Parts No.	Assembly No.	Ref. No.	Name of Parts	Q'ty	Parts No.	Assembly No.
38-2-1	Front Cover	1		A-38-2	38-2-5	Pin 1.4 x 6	1	047140-642	A-38-2
38-2-2	Front Cover Hinge	1	154854-001	Front Cover Assembly	38-2-6	Hinge Cover	1	154856-000	Front Cover Assembly
38-2-3	Front Cover Hinge Pin	1	154855-000	154859-001	38-2-7	Hinge Cover Presser Plate	1	152194-001	154859-001
38-2-4	Spring	1	146442-001	(3 mm)	38-2-8	Screw 3.57 x 4	2	009670-412	(3 mm)

Ref. No.	Name of Parts	Q'ty	Parts No.	Assembly No.	Ref. No.	Name of Parts	Q'ty	Parts No.	Assembly No.
38-2-1	Front Cover	1		A-38-2	38-2-5	Pin 1.4 x 6	1	047140-642	A-38-2
38-2-2	Front Cover Hinge	1	154854-001	Front Cover Assembly	38-2-6	Hinge Cover	1	154856-000	Front Cover Assembly
38-2-3	Front Cover Hinge Pin	1	154855-000	154859-001	38-2-7	Hinge Cover Presser Plate	1	152194-001	154859-001
38-2-4	Spring	1	146442-001	(3 mm)	38-2-8	Screw 3.57 x 4	2	009670-412	(3 mm)



B. Crank shaft mechanism / Kurbelwelle  
 Mécanisme du vilebrequin / Mecanismo del cigüeñal



From the library of: Diamond Needle Corp

Ref. No.	Name of Parts	Q'ty	Parts No.	Assembly No.	Ref. No.	Name of Parts	Q'ty	Parts No.	Assembly No.
1	Crank Shaft	1	*		14	Bearing 6302Z	1	154878-001	
3	Bearing Cap	1	154868-001		15	Oil Rejector	1	154879-000	
4	Packing	1	154869-000		16	Spring	1	154880-001	
5	Screw 3.57 x 8	3	009670-812		17	Bearing Presser	1	154881-000	
7	Bearing 6001Z	1	S00285-000		18	Screw 4.37 x 10	3	009681-012	
8	Crank Shaft Bushing (L) Assembly	1	S00287-000		19-1	Pulley	1		B-19 Pulley Assembly S00034-001
9	Crank Shaft Rushing (M) Assembly	1	S00290-000		19-2	Fan	1		
10-1	Crank Shaft Bushing	1		B-10 Crank Shaft Bushing Assembly S00297-001	20	Key	1	154885-001	
10-2	Screw 4.37 x 14	2	148425-001		21	Washer	1	154886-001	
11	Screw 4.37	1	154875-001		22	Pulley Cover	1	154887-001	
12	Stop Ring	1	154876-001		23	Bolt 6.35 x 14	1	017771-412	
13	Bearing 6302	1	154877-001		24	Screw 4.76	2	013719-412	
					25	Screw 3.57	1	148294-001	

\* Please Crank Shaft Assembly (B-1, C-1, H-1, J-1, K-1) is refer to the different parts list (page 26).

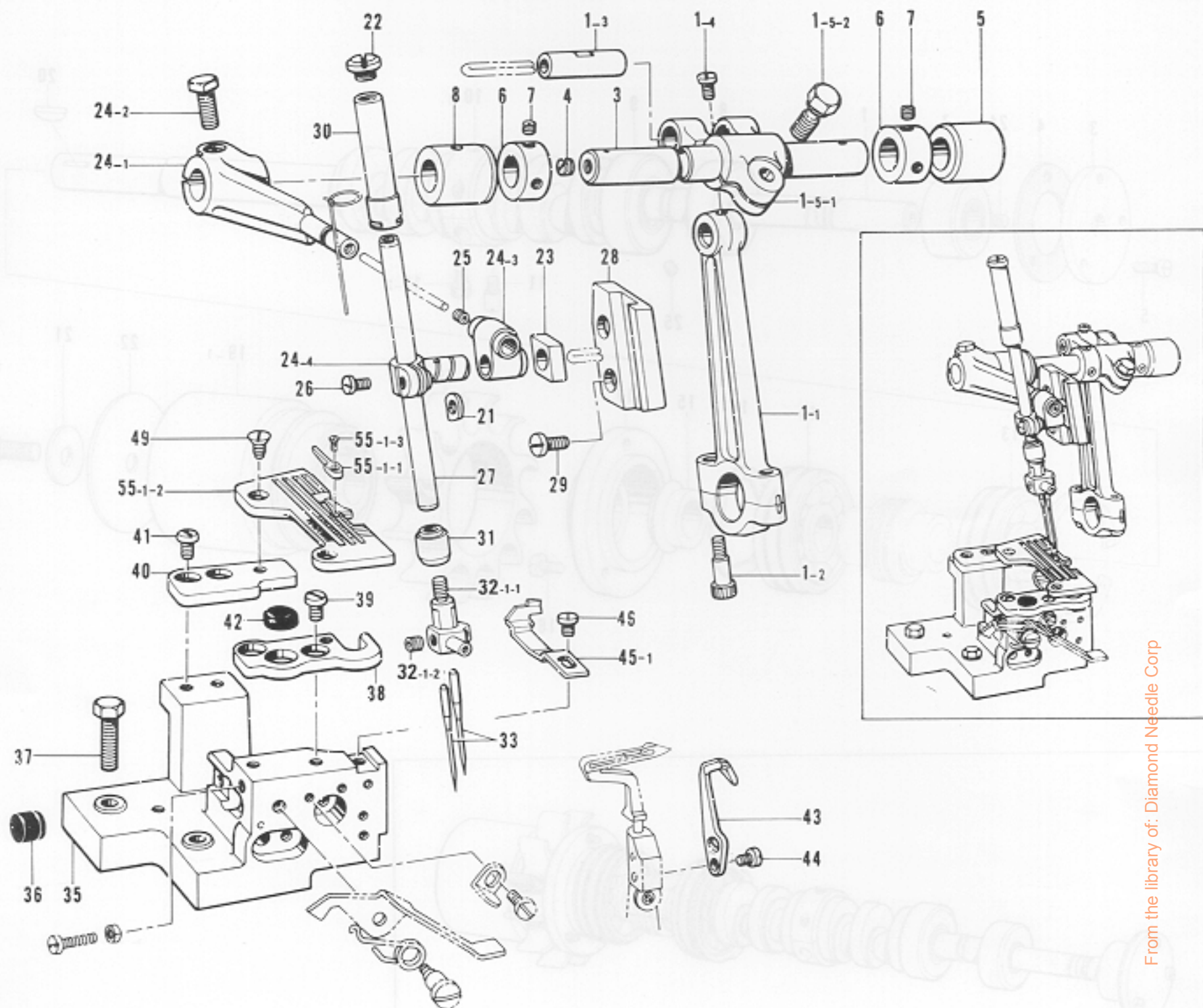
\* Für die Kurbelwelle (B-1, C-1, H-1, J-1, K-1) wird auf die Zubehörlist auf Seite 26 verwiesen.

\* Sur le montage (B-1, C-1, H-1, J-1, K-1), voyez la liste des pièces accessoires (page 26).

\* Para el conjunto del cigüeñal (B-1, C-1, H-1, J-1, K-1) consultar la lista de piezas accesorias (página 26)



C. Needle bar mechanism (1) / Nadelstangenvorrichtung (1)  
 Mécanisme de la barre à aiguille (1) / Mecanismo del barra de aguja (1)

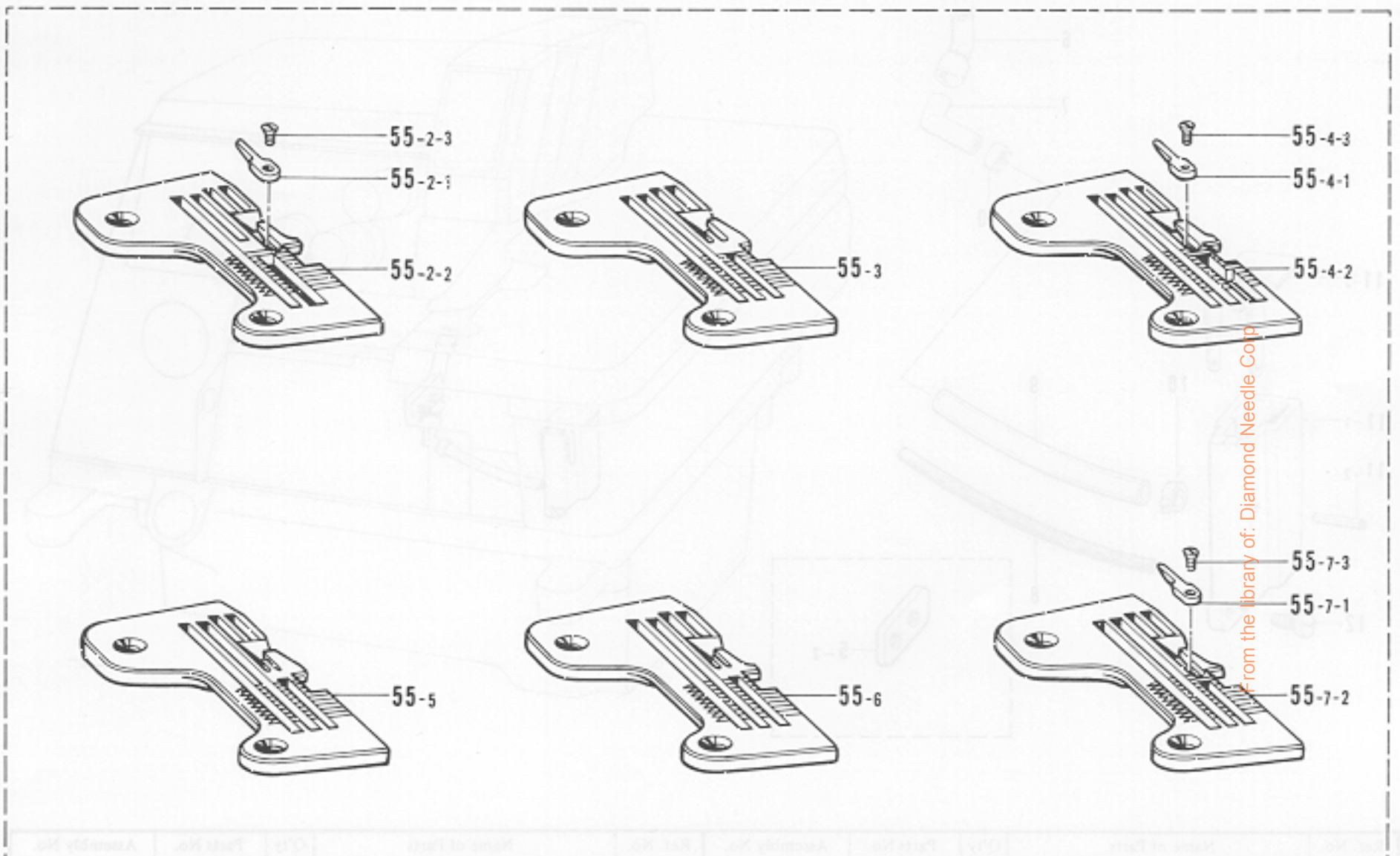
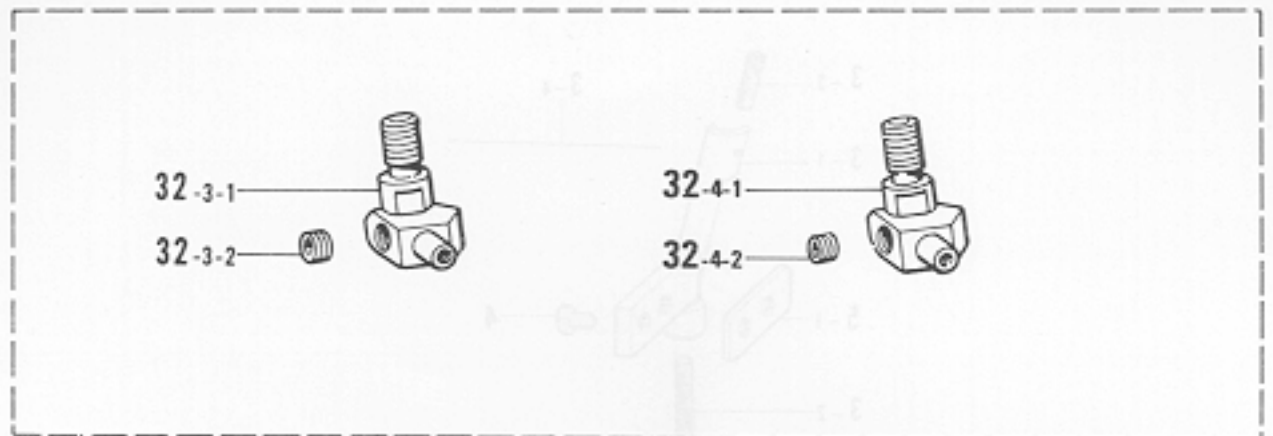
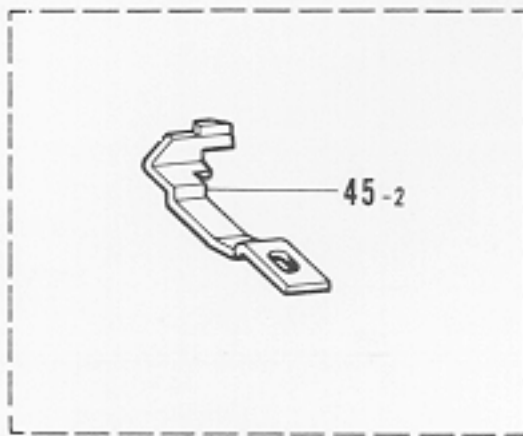


From the library of: Diamond Needle Corp

Ref. No.	Name of Parts	Q'ty	Parts No.	Assembly No.	Ref. No.	Name of Parts	Q'ty	Parts No.	Assembly No.
1-1	Needle Arm Driving Crank Rod	1		C-1	28	Needle Bar Guide	1	S00047-001	
1-2	Screw 4.37 x 14	2	148425-001	Needle Arm Driving Crank Rod Assembly S00037-001	29	Screw 4.37 x 7	2	009680-712	
1-3	Pin	1			30	Needle Bar Bushing (U)	1	S00048-001	
1-4	Screw 4.37	1	100366-001		31	Needle Bar Bushing (D)	1	S00389-000	
1-5-1	Needle Bar Crank Shaft Arm	1		C-1-5 Needle Bar Crank Shaft Arm Assembly S00038-001	32-1-1	Needle Clamp 2.2	1		C-32-1 Needle Clamp Assembly 2.2 154910-001
1-5-2	Bolt 6.35 x 16	1	149170-001		32-1-2	Screw 3.18	2	146427-001	
3	Needle Bar Crank Shaft	1	S00121-001		33	Needle DC x 27	2	151474-	
4	Screw 5.95	1	100260-001		35	Needle Plate Support Bracket	1	154922-001	
5	Bushing (Right)	1	S00041-000		36	Oil Cap	1	154923-001	
6	Set Collar	2	140092-001		37	Bolt 6.35 x 25	2	017782-512	
7	Screw 4.37	4	014680-422		38	Needle Plate Supporter (F)	1	146494-001	
8	Bushing (Left)	1	S00042-000		39	Screw 4.37 x 5	2	001680-512	
21	Spacer	1	154901-001		40	Needle Plate Supporter (B)	1	146495-001	
22	Screw 8.73	1	S00049-001		41	Screw 4.37 x 5	2	001680-512	
23	Needle Bar Guide Slide Block	1	159638-001		42	Cloth Plate Cushion (B)	1	111486-001	
24-1	Needle Arm	1		C-24 Needle Bar Clamp Assembly S00122-001	43	Movable Needle Guard	1	158433-001	
24-2	Bolt 6.35 x 16	1	017771-612		44	Screw 3.57 x 8	2	009670-812	
24-3	Needle Bar Connector	1			45-1	Chain Stitch Needle Guard (F)	1	146777-001	
24-4	Needle Bar Clamp	1			46	Screw 3.57 x 6	1	009670-612	
25	Screw 3.18	1	146427-001		49	Screw 4.37	2	100032-003	
26	Screw 3.57 x 8	1	009670-812		55-1-1	Stitch Tongue	1	155993-001	C-55-1 Needle Plate Assembly S00241-001
27	Needle Bar	1	S00046-001		55-1-2	Needle Plate	1		
					55-1-3	Screw 1.59	1	148355-001	



C. Needle bar mechanism (2) / Nadelstangenvorrichtung (2)  
 Mécanisme de la barre à aiguille (2) / Mecanismo del barra de aguja (2)



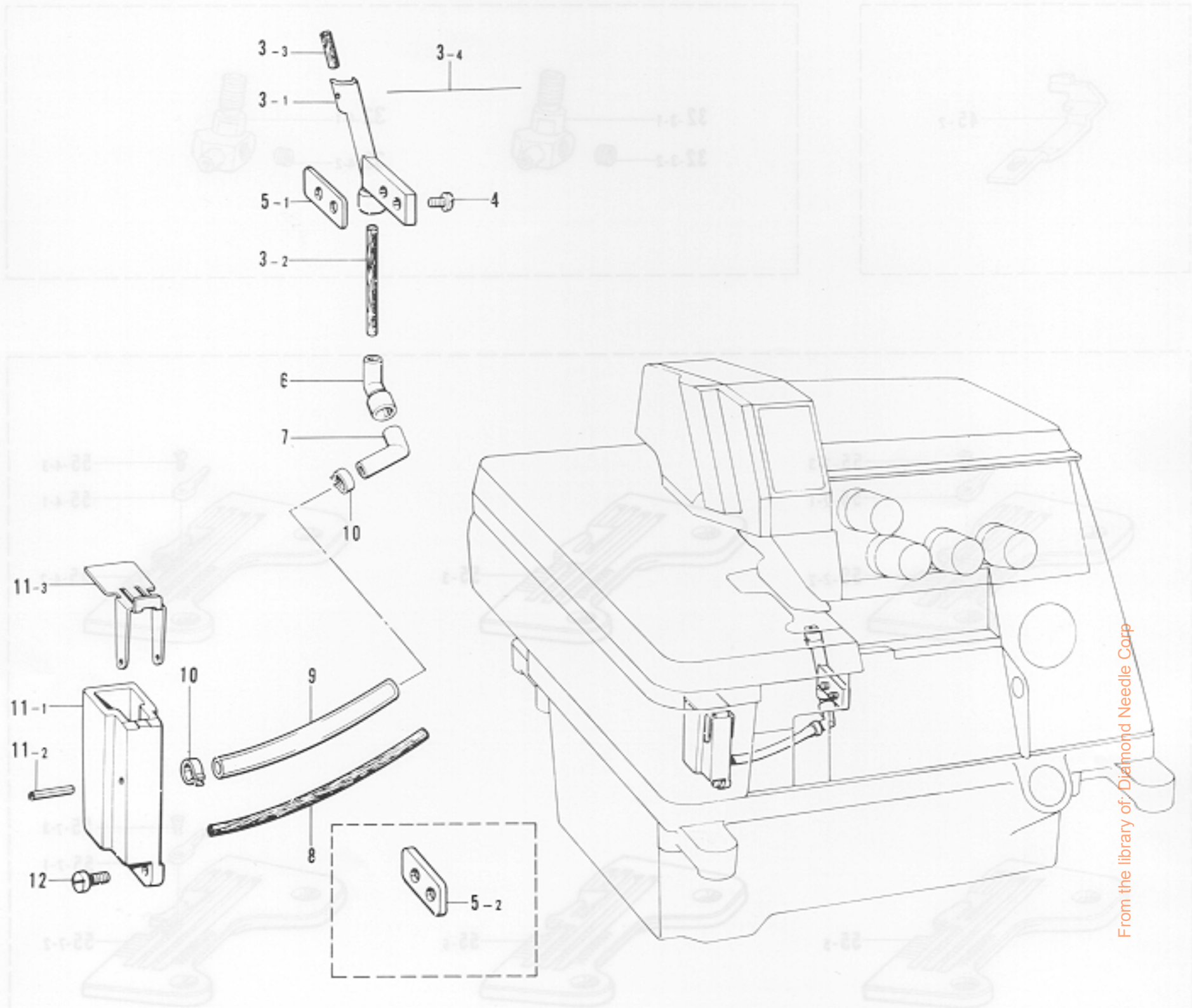
From the library of: Diamond Needle Corp

Ref. No.	Name of Parts	Q'ty	Parts No.	Assembly No.	Ref. No.	Name of Parts	Q'ty	Parts No.	Assembly No.
32-3-1	Needle Clamp 3	1		C-32-3	55-3	Needle Plate (Denim)	1	S01148-001	
32-3-2	Screw 3.18	2	146427-001	Needle Clamp Assembly 3 154912-001	55-4-1	Stitch Tongue	1	156014-001	C-55-4 Needle Plate Assembly 156009-001
32-4-1	Needle Clamp 2.5	1		C-32-4	55-4-2	Needle Plate (Bulky)	1		(Bulky)
32-4-2	Screw 3.18	2	146427-001	Needle Clamp Assembly 2.5 159880-001	55-4-3	Screw 1.59	1	148355-001	
45-2	Chain Stitch Needle Guard (F)	1	146778-001		55-5	Needle Plate (Bulky)	1	159875-001	
55-2-1	Stitch Tongue	1	155993-001	C-55-2	55-6	Needle Plate (Bulky)	1	S01190-001	
55-2-2	Needle Plate	1		Needle Plate Assembly S00283-001	55-7-1	Stitch Tongue	1	156014-001	C-55-7 Needle Plate Assembly S01150-001
55-2-3	Screw 1.59	1	148355-001		55-7-2	Needle Plate (Shirring-Piping)	1		(Shirring, Piping)
					55-7-3	Screw 1.59	1	148355-001	Taping



D. Needle cooler / Nadelkühlungsvorrichtung

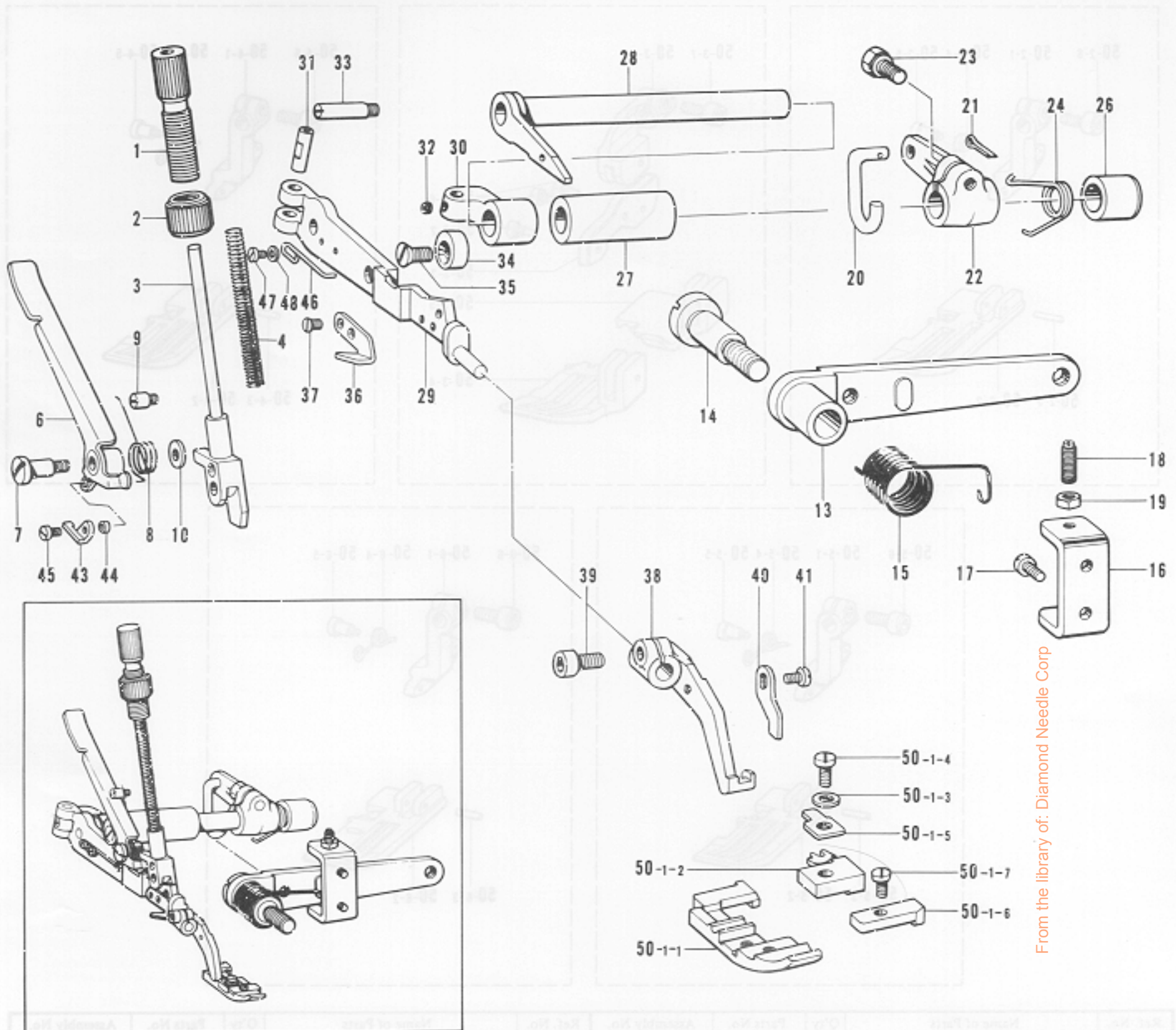
Mécanisme du refroidisseur d'aiguille / Mecanismo del enfriador de aguja



Ref. No.	Name of Parts	Q'ty	Parts No.	Assembly No.	Ref. No.	Name of Parts	Q'ty	Parts No.	Assembly No.
3-1	Felt Supporter	1	154931-000	D-3 Felt Holder Assembly 154930-001	7	Pipe Joint (B)	1	154940-000	
3-2	Felt	1	154932-000		8	Felt	1	154941-000	
3-3	Felt (S)	1	146740-000		9	Vinyl Tube	1	155283-000	
3-4	Steel Wire	1	147738-000		10	Stop Ring	2	147942-001	
4	Screw 3.57	2	100257-010		11-1	Needle Cooler	1		D-11 Needle Cooler Assembly 154943-001
5-1	Spacer (2 mm)	1	154937-001	11-2	Pin	1	047201-640		
5-2	Spacer (3 mm)	1	154938-001	11-3	Needle Cooler Tank Cover	1	154945-001		
6	Pipe Joint (A)	1	154939-000		12	Screw 3.57 x 10	2	009671-012	



E. Presser foot mechanism (1) / Stoffdrückerfuß (1)  
 Mécanisme du pied presseur (1) / Mecanismo del prensa telas (1)

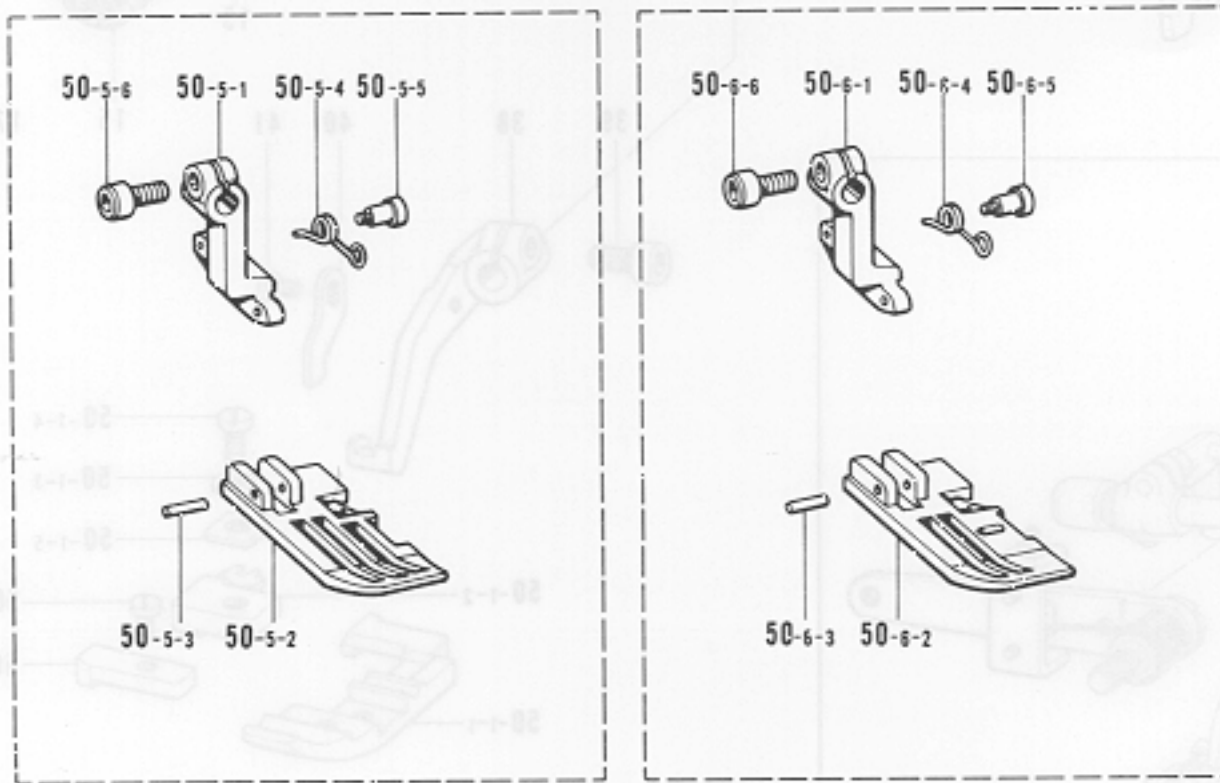
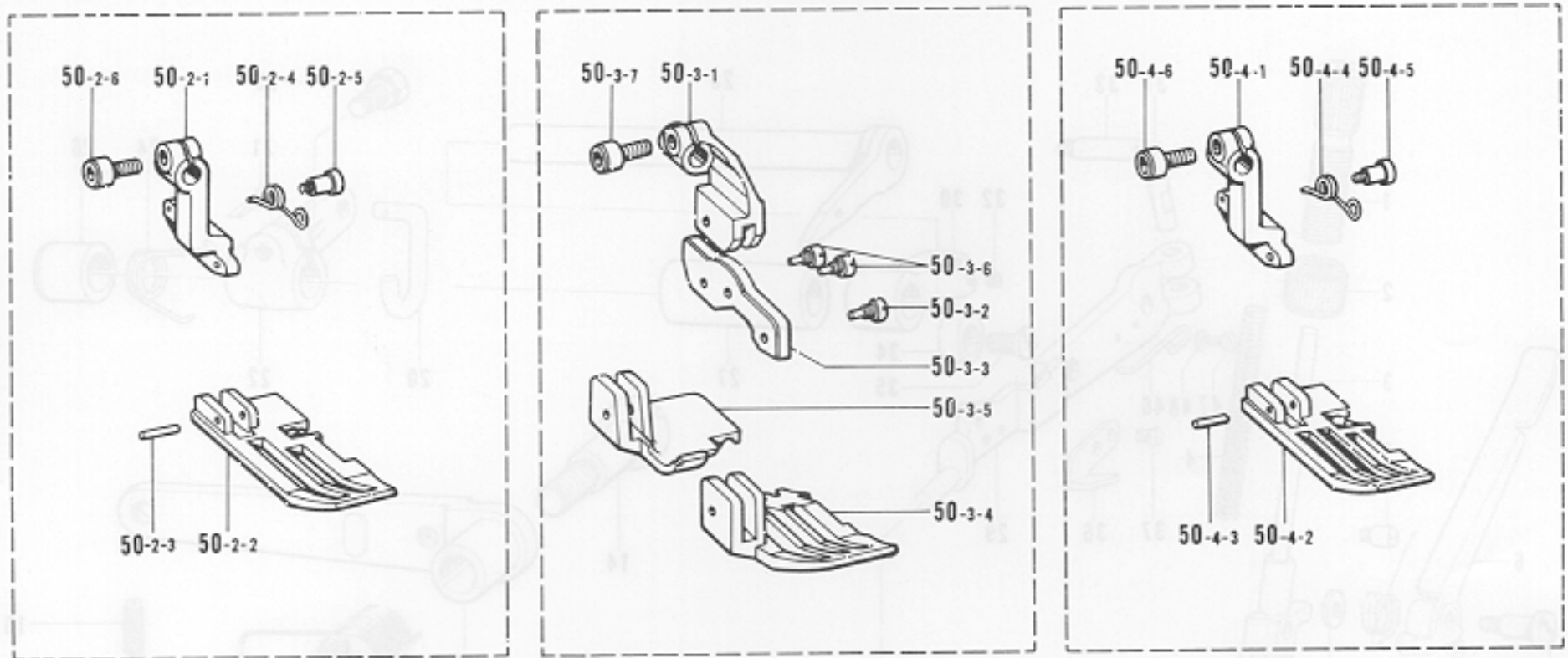


From the library of: Diamond Needle Corp

Ref. No.	Name of Parts	Q'ty	Parts No.	Assembly No.	Ref. No.	Name of Parts	Q'ty	Parts No.	Assembly No.
1	Screw	1	S00050-001		30	Presser Arm Supporter	1	154961-001	
2	Nut	1	S00051-001		31	Pin for Presser Arm Shaft	1	154962-001	
3	Presser Bar	1	S00052-001		32	Screw 4.37	1	153675-001	
4	Spring	1	144081-001		33	Screw 4.37	1	S00128-001	
6	Presser Bar Lifter	1	S01082-001		34	Presser Arm Stopper	1	144088-001	
7	Screw 4.76	1	141598-001		35	Screw 4.76	1	107231-002	
8	Spring	1	S00054-001		36	Trimming Knife	1	148259-001	
9	Spring Hook	1	S00055-001		37	Screw 3.18	2	141542-001	
10	Washer	1	146354-001		38	Sub-Presser Arm	1	S00129-001	
13	Presser Foot Lifter Lever	1	S00125-001		39	Bolt 3.57 x 8	1	154965-001	
14	Screw 7.94	1	148372-001		40	Presser Stopper	1	S00132-001	
15	Spring	1	143325-001		41	Screw 3.18 x 4.5	1	009669-412	
16	Lever Adjust Plate	1	S00126-001		43	Presser Bar Lifter Plate	1	S01083-001	
17	Screw 4.37 x 7	2	009680-712		44	Collar	1	S01084-001	
18	Screw 4.76	2	153483-001		45	Screw 3.18 x 3.5	1	009669-312	
19	Nut 4.76	2	110161-006		46	Spring	1	S01086-001	
20	Presser Foot Lifter Link	1	S00276-001		47	Screw 3.18 x 3.5	2	009669-312	
21	Pin	1	110793-001		48	Washer 3.18	2	025660-132	
22	Presser Foot Lifter Inside Lever	1	S00275-001		50-1-1	Presser Foot	1		
23	Bolt 6.35 x 16	1	149170-001		50-1-2	Presser Foot Stitch Tongue	1	146903-001	
24	Spring	1	154957-001		50-1-3	Washer 3	1	025030-132	
26	Bushing (Right)	1	140262-000		50-1-4	Screw 3.18	1	100080-004	
27	Bushing (Left)	1	S00127-000		50-1-5	Presser Foot Hinge Spring	1	146887-001	
28	Presser Arm Shaft	1	S01080-001		50-1-6	Presser Foot (Front)	1	146858-001	
29	Main Presser Arm	1	S01081-001		50-1-7	Screw 2.38 x 3.5	1	009639-312	
									E-50-1 Presser Foot Assembly S00272-001



E. Presser foot mechanism (2) / Stoffdrückerfuß (2)  
 Mécanisme du pied presseur (2) / Mecanismo del prensa telas (2)

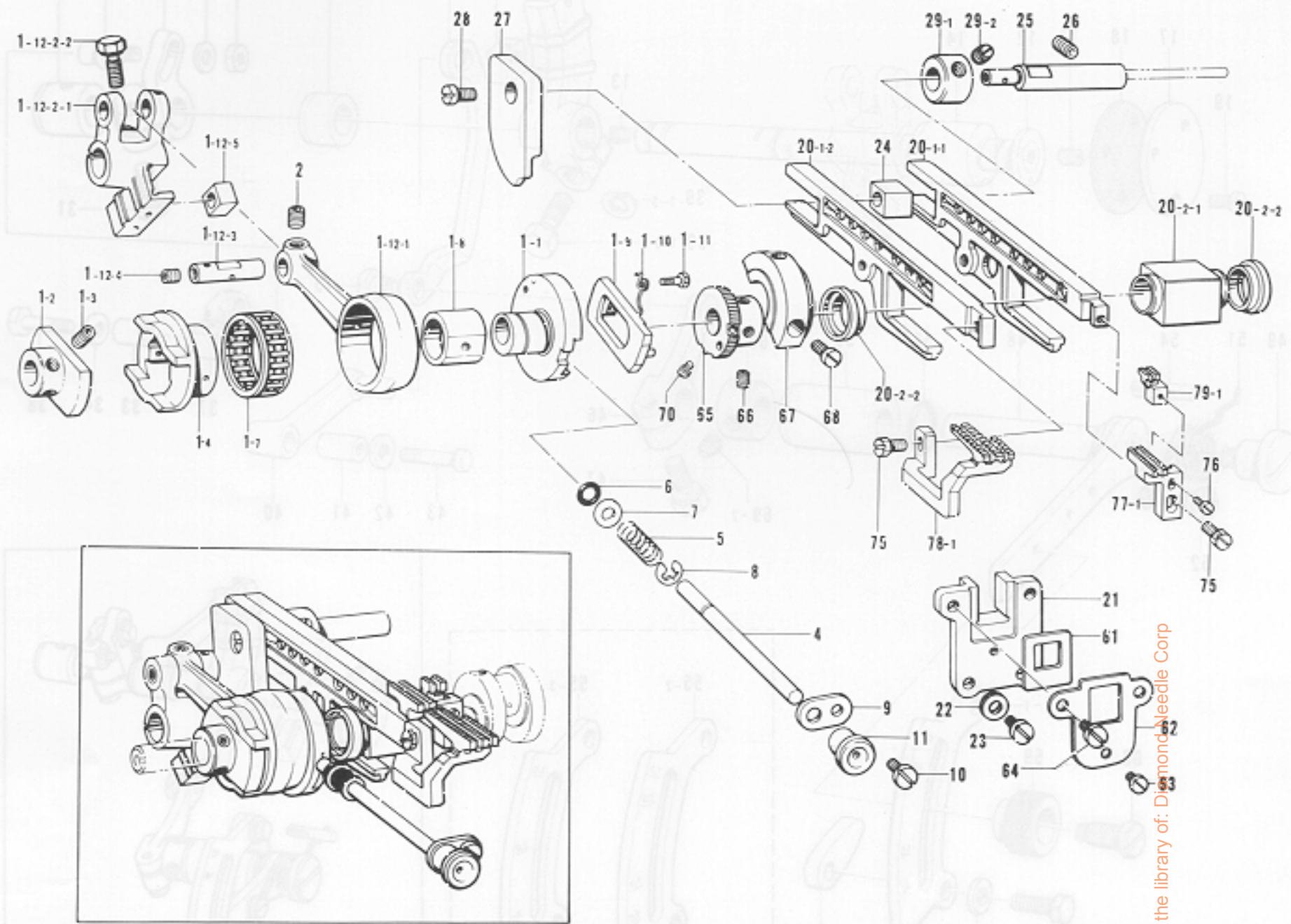


From the library of: Diamond Needle Corp

Ref. No.	Name of Parts	Q'ty	Parts No.	Assembly No.	Ref. No.	Name of Parts	Q'ty	Parts No.	Assembly No.
50-2-1	Sub-Presser Arm	1		E-50-2 Presser Foot Assembly S00243-001	50-4-4	Spring	1	S00238-001	E-50-4 Presser Foot Assembly S01134-001 (Shirring)
50-2-2	Presser Foot	1			50-4-5	Screw	1	142247-001	
50-2-3	Pin	1	142243-000		50-4-6	Bolt 3.57 x 8	1	154965-001	
50-2-4	Spring	1	S00238-001		50-5-1	Sub-Presser Arm	1		E-50-5 Presser Foot Assembly S01135-001 (Piping)
50-2-5	Screw	1	142247-001		50-5-2	Presser Foot	1		
50-2-6	Bolt 3.57 x 8	1	154965-001		50-5-3	Pin	1	142243-000	
50-3-1	Sub-Presser Arm	1		50-5-4	Spring	1	S00238-001		
50-3-2	Screw 3.18	1	148015-001	50-5-5	Screw	1	142247-001		
50-3-3	Presser Foot Hinge Spring	1	148016-001	50-5-6	Bolt 3.57 x 8	1	154965-001	E-50-6 Presser Foot Assembly S01136-001 (Taping)	
50-3-4	Presser Foot (Front)	1		50-6-1	Sub-Presser Arm	1			
50-3-5	Presser Foot (B)	1	S00341-001	50-6-2	Presser Foot	1			
50-3-6	Screw 3.18	2	148015-001	50-6-3	Pin	1	142243-000		
50-3-7	Bolt 3.57 x 8	1	154965-001	50-6-4	Spring	1	S00238-001		
50-4-1	Sub-Presser Arm	1		50-6-5	Screw	1	142247-001		
50-4-2	Presser Foot	1		50-6-6	Bolt 3.57 x 8	1	154965-001		
50-4-3	Pin	1	142243-000						



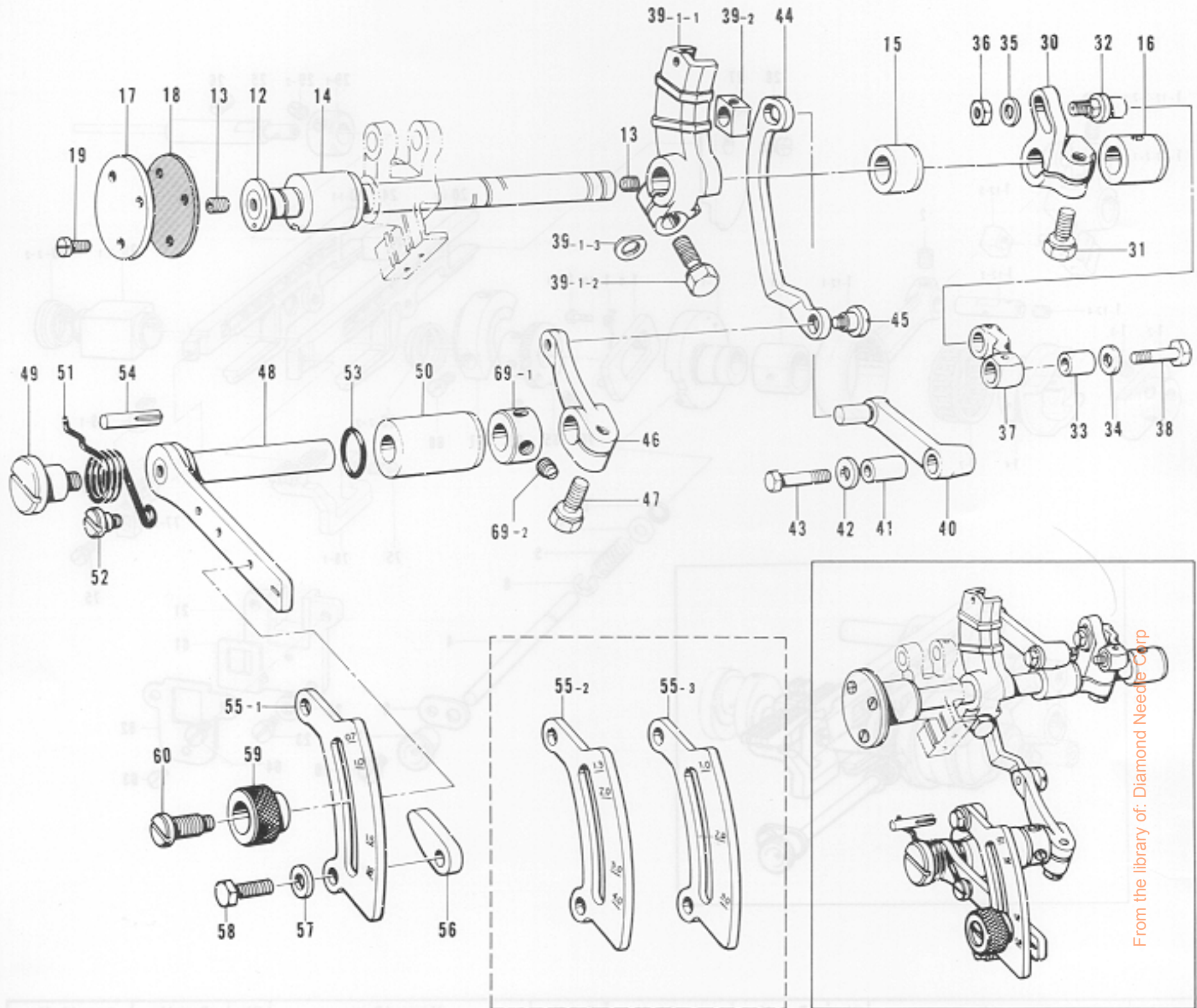
F. Feed mechanism (1) / Transportvorrichtung (1)  
 Mécanisme de l'entraînement (1) / Mecanismo de la alimentación (1)



Ref. No.	Name of Parts	Q'ty	Parts No.	Assembly No.	Ref. No.	Name of Parts	Q'ty	Parts No.	Assembly No.	
1- 1	Eccentric Wheel	1		F-1 Eccentric Wheel Assembly S00133-001	21	Feed Bar Guide	1	155151-000	F-20 Feed Bar Guide Block Assembly S00373-001	
1- 2	Eccentric Wheel Holder	1			22	Washer	2	100645-003		
1- 3	Screw 4.37	2	014680-422		23	Screw 4.37	2	107407-003		
1- 4	Eccentric Wheel	1			24	Feed Bar Guide Block	1	146547-000		
1- 7	Needle Roller Bearing 28	1			25	Feed Bar Guide Block Shaft	1	155152-001		
1- 8	Eccentric Wheel Block	1			26	Screw 6.35	1	014780-622		
1- 9	Ratchet Stopper	1			27	Differential Link Guide	1	155153-000		
1-10	Spring	1	155132-001		28	Screw 4.37 x 7	1	009680-712		
1-11	Screw 2.38	1	155133-001		29-1	Set Collar	1			F-29 Set Collar with Screw 156809-001
1-12-1	Feed Connecting Rod	1			29-2	Screw 6.35 x 6	2	014770-622		
1-12-2-1	Feed Arm	1			61	Fragment Protector	1	155177-000		
1-12-2-2	Bolt 6.35 x 16	1	149170-001		62	Fragment Protector Plate	1	155178-001		
1-12-3	Pin	1			63	Screw 3.57	1	106568-003		
1-12-4	Screw 6.35 x 6	1	014770-622		64	Screw 4.37	2	107407-003		
1-12-5	Slide Block	1			65	Ratchet	1	S00153-001		
2	Screw 4.37	1	014680-422	66	Screw 4.37	2	014680-622			
4	Feed Adjusting Shaft	1	155138-001	67	Balance Weight	1	155130-001			
5	Spring	1	155139-001	68	Screw 4.37	2	105176-001			
6	Packing	1	118770-001	70	Screw 2.38	2	155560-001			
7	Washer	1	113431-002	75	Bolt 4.37	2	117516-001			
8	Stop Ring E-4	1	048040-342	76	Screw 2.38 x 8	1	009630-812			
9	Supporter for Feed Adjusting Shaft	1	146536-001	77-1	Main Feed Dog	1	S00145-001			
10	Screw 3.57 x 6	1	009670-612	78-1	Differential Feed Dog	1	156036-001			
11	Cap	1	155348-000	79-1	Chain Feed Dog (G)	1	S00147-001			
20- 1-1	Main Feed Bar	1								
20- 1-2	Differential Feed Bar	1								
20- 2-1	Feed Lifting Slide Block	1	S00371-000							
20- 2-2	Block Oil Reject	2	S00372-000							



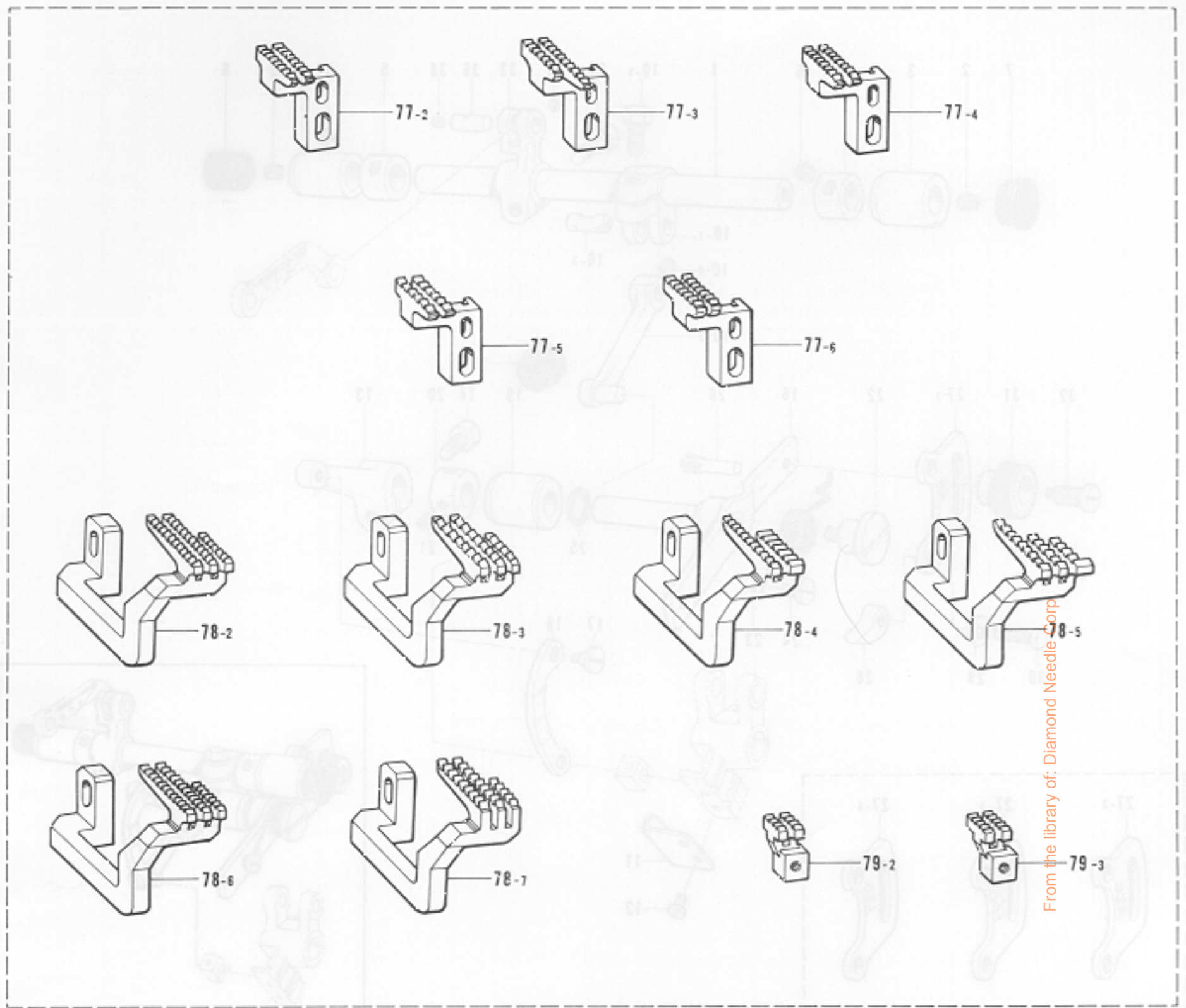
F. Feed mechanism (2) / Transportvorrichtung (2)  
 Mécanisme de l'entraînement (2) / Mecanismo de la alimentación (2)



Ref. No.	Name of Parts	Q'ty	Parts No.	Assembly No.	Ref. No.	Name of Parts	Q'ty	Parts No.	Assembly No.
12	Feed Shaft	1	SG0140-001		44	Differential Feed Adjuster Link	1	155166-001	
13	Screw 6.35 x 6	2	014770-622		45	Screw 5.56	1	155167-001	
14	Feed Shaft Bushing (L)	1	155141-000		46	Differential Feed Link Lever	1	155168-001	
15	Feed Shaft Bushing (M)	1	S00141-000		47	Bolt 6.35 x 14	1	155516-001	
16	Feed Shaft Bushing (R)	1	155143-000		48	Differential Feed Adjusting Lever	1	155169-001	
17	Cover for Feed Shaft Bushing (L)	1	155144-001		49	Screw 5.56	1	146559-001	
18	Packing	1	155145-000		50	Adjusting Lever Bushing	1	155170-000	
19	Screw 3.57 x 8	3	009670-812		51	Spring	1	155171-001	
30	Main Feed Arm	1	S00142-001		52	Screw 4.76	1	100294-002	
31	Bolt 6.35 x 16	1	149170-001		53	"O" Ring	1	109203-001	
32	Main Feed Shaft	1	S00143-001		54	Dowel Pin	1	140063-001	
33	Main Feed Link Bushing	1	155156-001		55-1	Differential Stitch Control Plate	1	S00148-001	
34	Washer	1	155157-001		55-2	Differential Stitch Control Plate (Bulky)	1	155173-001	
35	Washer	1	113431-002		55-3	Differential Stitch Control Plate (Shirring, Piping)	1	155174-001	
36	Nut 4.76	1	148838-001		56	Stopper for Differential Stitch Control	2	146563-001	
37	Main Feed Link	1	S00144-001		57	Washer	2	118735-002	
38	Main Feed Link Shaft (Small)	1	140210-001		58	Bolt 6.35 x 14	2	017781-412	
39-1-1	Differential Feed Arm	1		F-39	59	Knob	1	155175-001	
39-1-2	Bolt 6.35 x 16	1	149170-001	Differential Feed Arm Block Assembly	60	Screw	1	155176-001	
39-1-3	Spacer	1	155162-001	155159-001					
39-2	Differential Feed Block	1			69-1	Set Collar	1		F-69
40	Differential Feed Link	1	155164-001		69-2	Screw 6.35	2	101706-001	Set Collar with Screw 181969-003
41	Differential Feed Link Bushing	1	155165-001						
42	Washer	1	155157-001						
43	Feed Link Shaft (Large)	1	140217-001						



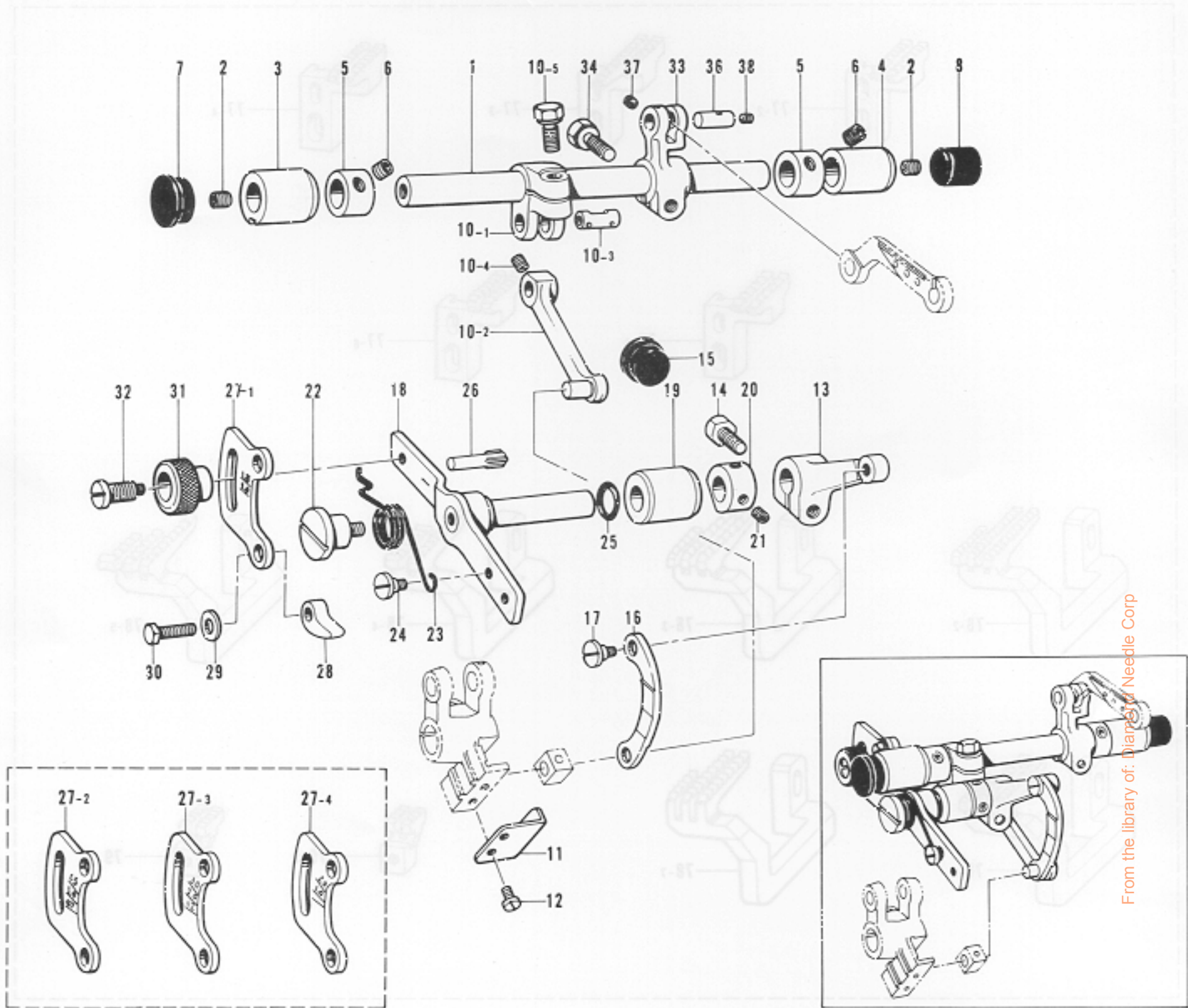
F. Feed mechanism (3) / Transportvorrichtung (3)  
 Mécanisme de l'entraînement (3) / Mecanismo de la alimentación (3)



Ref. No.	Name of Parts	Q'ty	Parts No.	Assembly No.	Ref. No.	Name of Parts	Q'ty	Parts No.	Assembly No.
77-2	Main Feed Dog	1	146744-001		78-4	Differential Feed Dog	1	S00281-001	
77-3	Main Feed Dog (Bulky)	1	146745-001		78-5	Differential Feed Dog (Bulky)	1	156037-001	
77-4	Main Feed Dog (Shirring, Piping, Taping)	1	S01145-001		78-6	Differential Feed Dog (Piping, Taping)	1	S01147-001	
77-5	Main Feed Dog (Denim)	1	S01149-001		78-7	Differential Feed Dog (Bulky)	1	159877-001	
77-6	Main Feed Dog (Bulky)	1	159876-001		79-2	Chain Feed Dog A	1	146577-001	
78-2	Differential Feed Dog (Shirring)	1	S01146-001		79-3	Chain Feed Dog B (Bulky)	1	146578-001	
78-3	Differential Feed Dog (Denim)	1	S01141-001						



G. Upper feed mechanism (1) / Obertransportvorrichtung (1)  
 Mécanisme de l'entraînement supérieur (1) / Mecanismo de la alimentación superior (1)

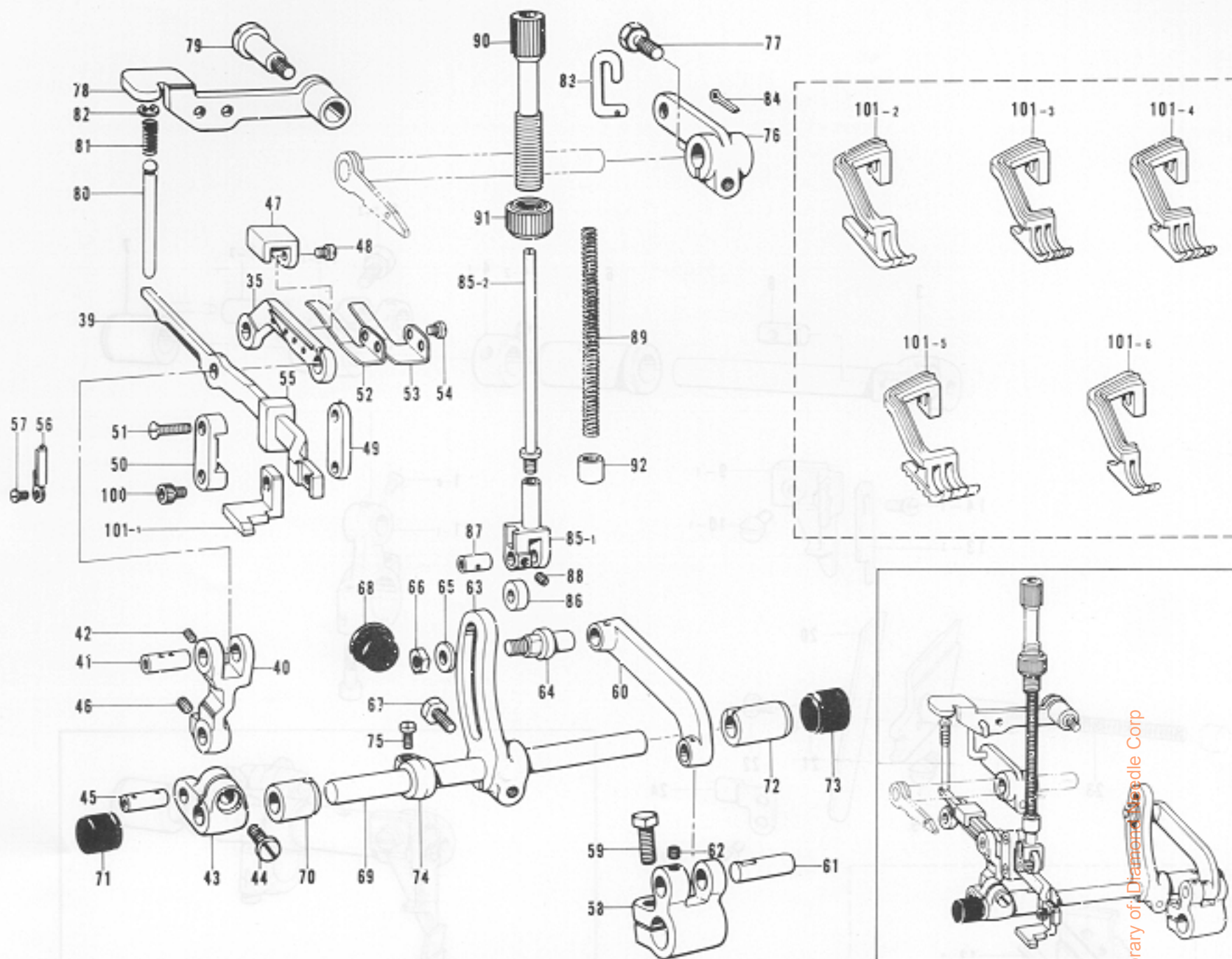


From the library of: Diamet Needle Corp

Ref. No.	Name of Parts	Q'ty	Parts No.	Assembly No.	Ref. No.	Name of Parts	Q'ty	Parts No.	Assembly No.
1	Feed Rock Shaft	1	S00154-001		20	Set Collar	1	155533-001	
2	Screw 6.35 x 6	2	014770-622		21	Screw 4.37	2	014680-422	
3	Bushing (Left)	1	S00155-000		22	Screw 5.56	1	146559-001	
4	Bushing (Right)	1	S00156-000		23	Spring	1	S00167-001	
5	Set Collar	2	S00157-001		24	Screw 4.76	1	100294-002	
6	Screw 5.95	4	152718-001		25	"O" Ring	1	109203-001	
7	Oil Cap	1	150756-000		26	Pin	1	140063-001	
8	Oil Cap	1	S00313-000		27-1	Upper Feed Regulator Plate	1	S00168-001	
10-1	Feed Rock Arm (A)	1		G-10 Feed Rock Arm Assembly S00153-001	27-2	Upper Feed Regulator Plate	1	S00239-001	
10-2	Feed Link	1			27-3	Upper Feed Regulator Plate (Bulky)	1	S01093-001	
10-3	Feed Rock Arm Stud	1			27-4	Upper Feed Regulator Plate (Shirring, Piping)	1	S01094-001	
10-4	Screw 4.37	1	014680-422		28	Stopper	2	S00169-001	
10-5	Bolt 6.35 x 16	1	149170-001		29	Washer	2	118735-002	
11	Link Guide Plate	1	S00162-001		30	Boit 6.35 x 14	2	017781-412	
12	Screw 3.57 x 5	2	009670-512		31	Knob	1	155175-001	
13	Link Lever	1	S00163-001		32	Screw	1	155176-001	
14	Bolt 6.35 x 14	1	017771-412		33	Feed Rock Arm (B)	1	S00170-001	
15	Oil Cap	1	104449-001		34	Bolt 6.35 x 16	1	149170-001	
16	Feed Adjusting Link	1	S00164-001		36	Stud	1	S00172-001	
17	Screw 5.56	1	155167-001		37	Screw 3.57	1	148294-001	
18	Feed Adjusting Lever	1	S00165-001		38	Screw 3.18	1	146427-001	
19	Bushing	1	S00166-000						



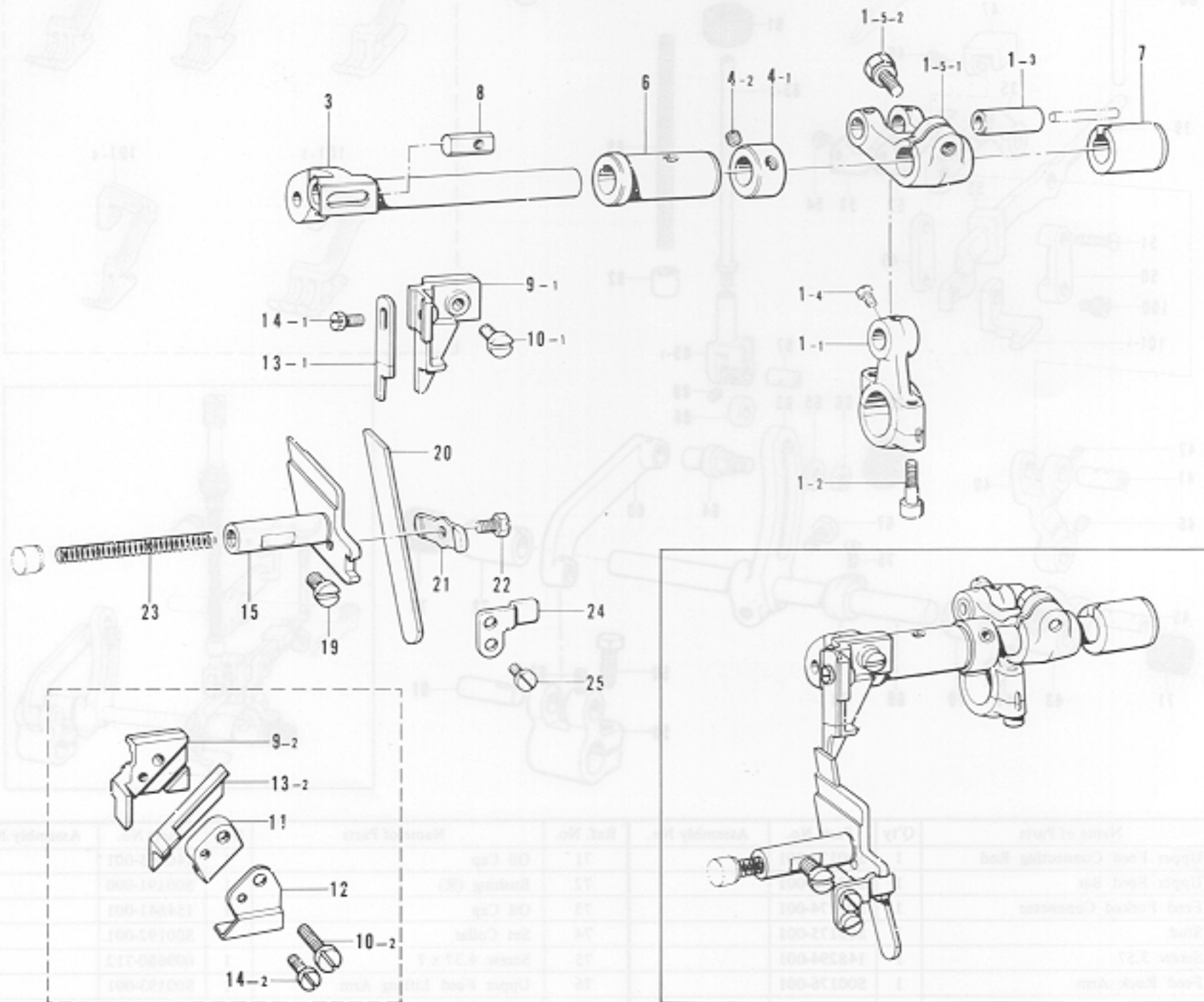
G. Upper feed mechanism (2) / Obertransportvorrichtung (2)  
 Mécanisme de l'entraînement supérieur (2) / Mecanismo de la alimentación superior (2)



Ref. No.	Name of Parts	Q'ty	Parts No.	Assembly No.	Ref. No.	Name of Parts	Q'ty	Parts No.	Assembly No.
35	Upper Feed Connecting Rod	1	S00171-001		71	Oil Cap	1	140065-001	
39	Upper Feed Bar	1	S00173-001		72	Bushing (R)	1	S00191-000	
40	Feed Forked Connector	i	S00174-001		73	Oil Cap	1	154841-001	
41	Stud	1	S00175-001		74	Set Coilar	1	S00192-001	
42	Screw 3.57	i	148294-001		75	Screw 4.37 x 7	1	009680-712	
43	Feed Rock Arm	1	S00176-001		76	Upper Feed Lifting Arm	1	S00193-001	
44	Screw 5.95 x 12	1	009761-212		77	Bolt 6.35 x 16	1	149170-001	
45	Pin	1	S00177-001		78	Upper Feed Lifting Lever	1	S00194-001	
46	Screw 4.37	1	014680-422		79	Screw 5.95	1	S00195-001	
47	Upper Feed Bar Guide (A)	1	S00178-001		80	Upper Feed Lifting Shaft	1	S00196-001	
48	Screw 3.57 x 5	2	001670-512		81	Spring	1	S00197-001	
49	Upper Feed Bar Guide (B)	i	S00179-000		82	Stop Ring E-4	1	048040-342	
50	Upper Feed Bar Guide (B) Cover	1	S00180-000		83	Presser Lifting Link	1	S00198-001	
51	Screw 3.57 x 14	2	151626-001		84	Pin	1	110793-001	
52	Spring Plate (U)	1	S00181-001		85-1	Presser Bar Bracket	1	S00200-001	G-85 Upper Feed Presser Bar Assembly S00199-001
53	Spring Plate (D)	1	S00182-001		85-2	Presser Bar	1	S00201-001	
54	Screw 3.57 x 6	2	009670-612		86	Presser Bar Roller	1	S00202-001	
55	Oil Rejector	1	S00183-000		87	Presser Bar Roller Stud	1	S00203-001	
56	Fragment Protector Plate	1	S00184-001		88	Screw 3.18	1	146427-001	
57	Screw 3.57 x 6	1	009670-612		89	Upper Feed Presser Spring	1	S00204-001	
58	Feed Arm	1	S00185-001		90	Presser Adjusting Screw	1	S00205-001	
59	Bolt 6.35 x 16	1	C17771-612		91	Nut for Presser Adjusting Screw	1	S00051-001	
60	Feed Link	1	S00186-001		92	Bushing	1	S00207-000	
61	Feed Rock Shaft Arm Pin	1	109153-001		100	Screw 3.57 x 7	1	S00208-001	
62	Screw 4.37	1	014680-422		101-1	Upper Feed Dog	1	S00209-001	
63	Feed Adjusting Arm	1	S00187-001		101-2	Upper Feed Dog	1	S00240-001	
64	Feed Link Shaft	1	S00188-001		101-3	Upper Feed Dog (Shirring)	1	S01129-001	
65	Washer	1	115431-002		101-4	Upper Feed Dog (Piping)	1	S01131-001	
66	Nut 4.76	1	148838-001		101-5	Upper Feed Dog (Denim)	1	S01133-001	
67	Bolt 6.35 x 14	1	017771-412		101-6	Upper Feed Dog (Taping)	1	S01137-001	
68	Oil Cap	1	104449-001						
69	Feed Shaft	1	S00189-001						
70	Bushing (L)	1	S00190-000						



H. Knife mechanism / Messer  
 Mécanisme du couteau / Mecanismo del cuchilla

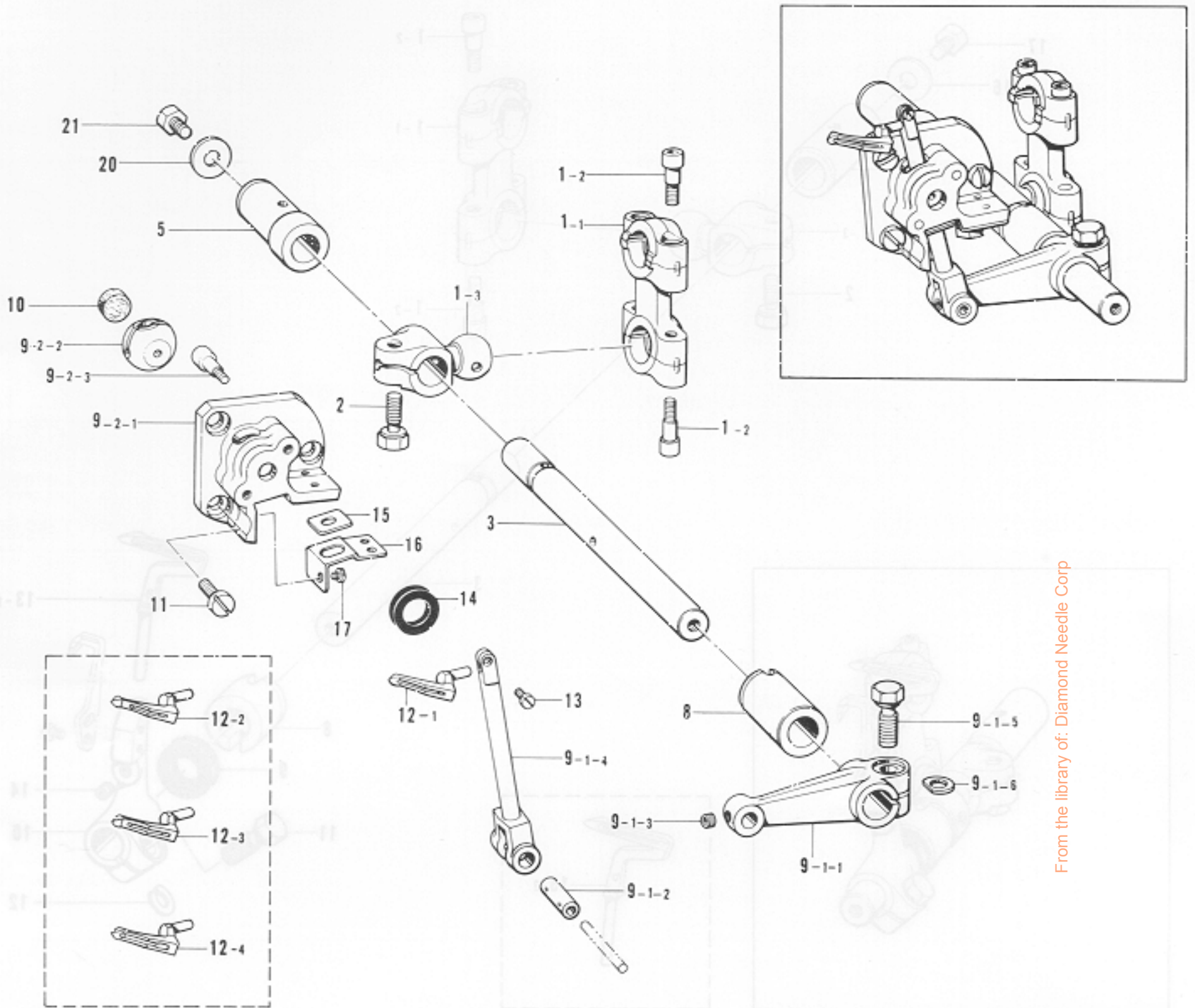


From the library of: Diamond Needle Corp

Ref. No.	Name of Parts	Q'ty	Parts No.	Assembly No.	Ref. No.	Name of Parts	Q'ty	Parts No.	Assembly No.
1-1	Upper Knife Driving Rod	1		H-1	10- 1	Screw 4.37	1	107407-003	
1-2	Screw 4.37 x 14	2	148425-001	Upper Knife Driving Rod Assembly * 155181-001	10- 2	Screw 4.37 x 16	1	009681-612	
1-3	Pin	1			11	Upper Knife Presser	1	148343-001	
1-4	Screw 4.37	1	100366-001		12	Presser Plate	1	148344-001	
1-5-1	Upper Knife Driving Lever	1			13- 1	Upper Knife	1	144074-000	
1-5-2	Bolt 6.35 x 16	1	149170-001	H-1-5	13- 2	Angle Knife with Carbide Tip	1	148815-001	
3	Upper Knife Driving Arm	1	S00274-001	Upper Knife Driving Lever Assembly 156318-001	14- 1	Bolt 3.57	1	144075-001	
4-1	Set Collar	1		H-4 Set Collar with Screw 159441-001	14- 2	Screw 3.57	1	113050-001	
4-2	Screw 5.95	2	152718-001		15	Lower Knife Holder	1	155191-001	
6	Bushing (L)	1	155186-000	19	Screw 6.35	1	102627-001		
7	Bushing (R)	1	S00210-000	20	Lower Knife	1	155193-001		
8	Nut	1	148281-001	21	Lower Knife Presser Plate	1	155194-001		
9- 1	Upper Knife Holder	1	155187-001	22	Bolt 4.37	1	117516-001		
9- 2	Upper Knife Holder	1	155189-001	23	Spring	1	146584-001		
					24	Lower Knife Holder Guide	1	155195-001	
					25	Screw 3.57 x 6	2	009670-612	



J. Over looper mechanism / Oberen Greifer  
 Mécanisme du boucleur supérieur / Mecanismo del presiliadora superior

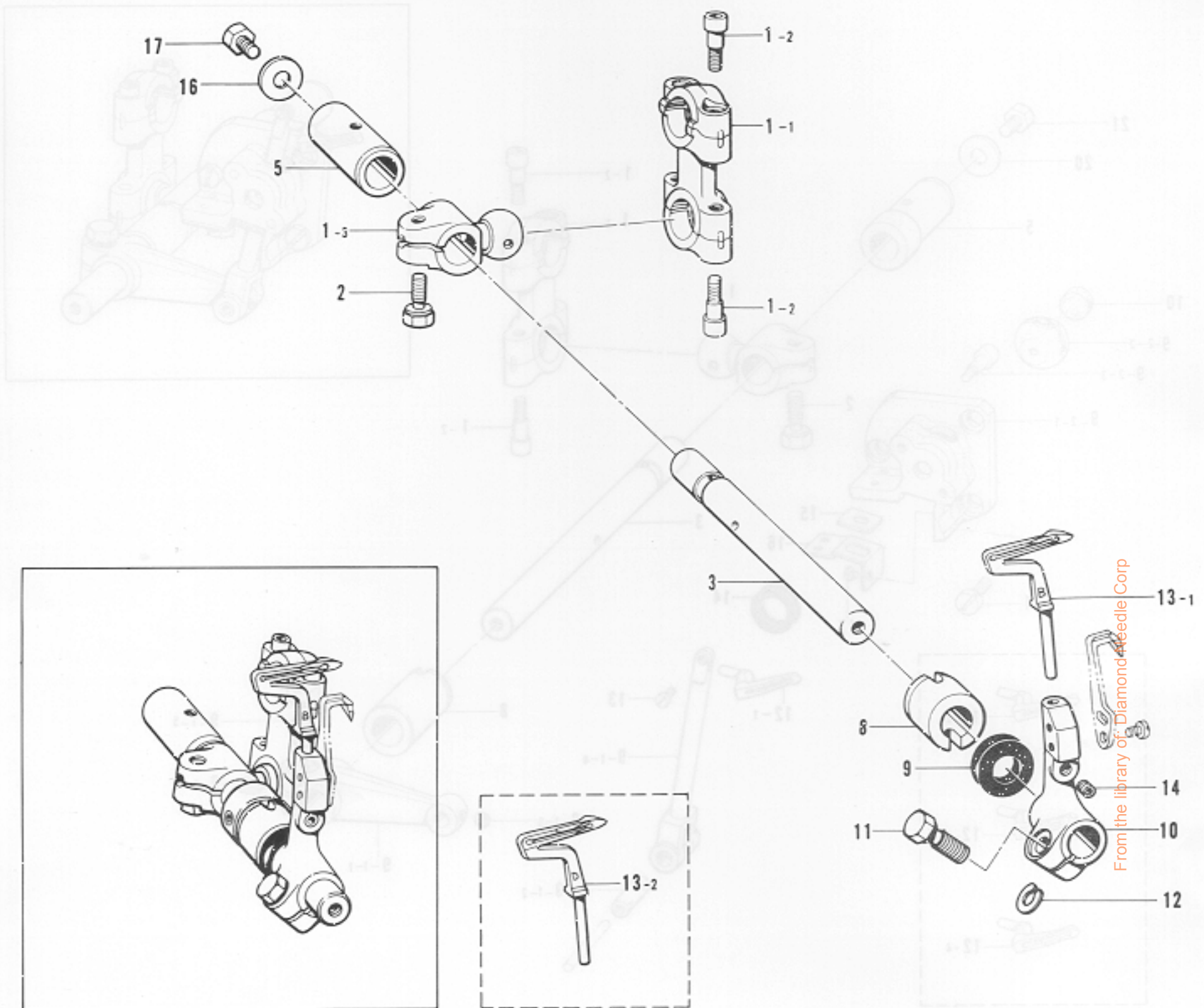


From the library of: Diamond Needle Corp

Ref. No.	Name of Parts	Q'ty	Parts No.	Assembly No.	Ref. No.	Name of Parts	Q'ty	Parts No.	Assembly No.
1- 1	Looper Connecting Rod	1		J-1 Looper Connecting Rod Assembly *155225-001	10	Felt	1	155238-000	
1- 2	Screw 4.37 x 14	4	148425-001		11	Screw 4.37 x 8	3	009680-812	
1- 3	Looper Connecting Lever	1			12- 1	Over Looper	1	155240-001	
2	Bolt 6.35 x 14	1	155516-001		12- 2	Over Looper	1	155242-001	
3	Looper Shaft	1	155228-001		12- 3	Over Looper	1	155243-101	
5	Bushing (B)	1	155229-000		12- 4	Over Looper	1	159883-001	
8	Bushing (F)	1	S00379-000		13	Screw 3.18 x 6	1	009660-612	
9- 1-1	Over Looper Driving Lever	1		J-9 Over Looper Assembly 155231-001	14	Seal	1	155247-000	
9- 1-2	Over Looper Holding Shaft	1			15	Over Looper Oil Rejector	1	156476-000	
9- 1-3	ScREW 4.37	1	014680-422		16	Oil Rejector Supporter	1	156491-001	
9- 1-4	Over Looper Holder	1			17	Screw 3.57	3	106568-003	
9- 1-5	Bolt 6.35 x 16	1	149170-001		20	Washer	1	S00356-001	
9- 1-6	Spacer	1	155162-001		21	Bolt 5.56 x 8	1	S00383-001	
9- 2-1	Over Looper Holder Guide Base	1							
9- 2-2	Over Looper Holder Guide Block	1							
9- 2-3	Screw 4.37 x 14	2	148425-001						



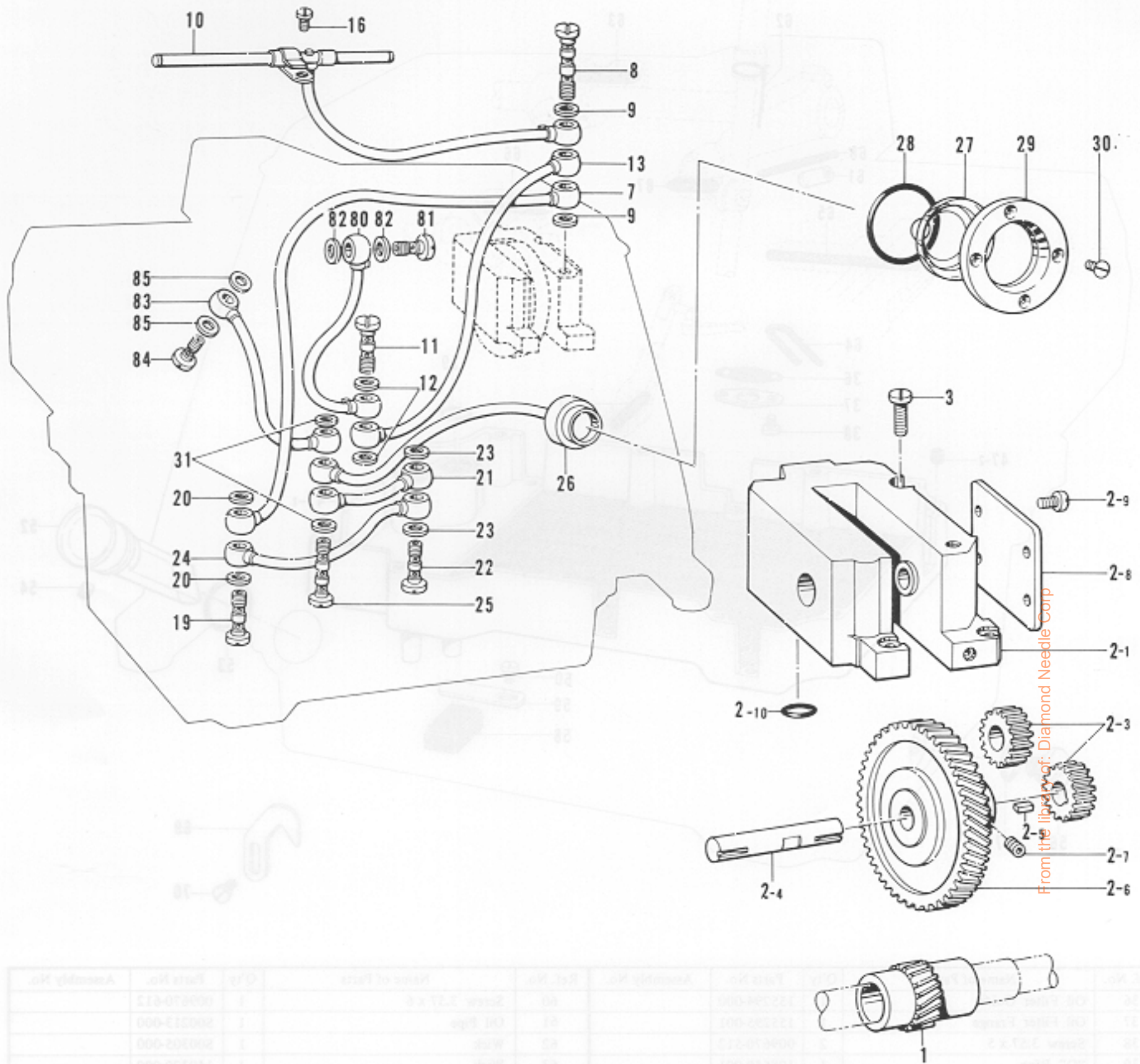
K. Under looper mechanism / Unterer Greifer  
 Mécanisme du boucleur inférieur / Mecanismo del presilladora inferior



Ref. No.	Name of Parts	Q'ty	Parts No.	Assembly No.	Ref. No.	Name of Parts	Q'ty	Parts No.	Assembly No.
1-1	Looper Connecting Rod	1		K-1 Looper Connecting Rod Assembly *155225-001	10	Under Looper Holder	1	155248-001	
1-2	Screw 4.37 x 14	4	148425-001		11	Bolt 5.56 x 14	1	149171-001	
1-3	Looper Connecting Lever	1			12	Spacer	1	148782-001	
2	Bolt 6.35 x 14	1	155516-001		13-1	Under Looper	1	159434-001	
3	Under Looper Shaft	1	155244-001		13-2	Under Looper	1	159885-001	
5	Under Looper Shaft Bushing (B)	1	155245-000		14	Screw 4.37	1	014680-422	
8	Under Looper Shaft Bushing (F)	1	155246-000		16	Washer	1	S00356-001	
9	Seal	1	155247-000		17	Bolt 5.56 x 8	1	S00383-001	



L. Lubrication (1) / Schmierung (1)  
 Lubrification (1) / Lubricación (1)

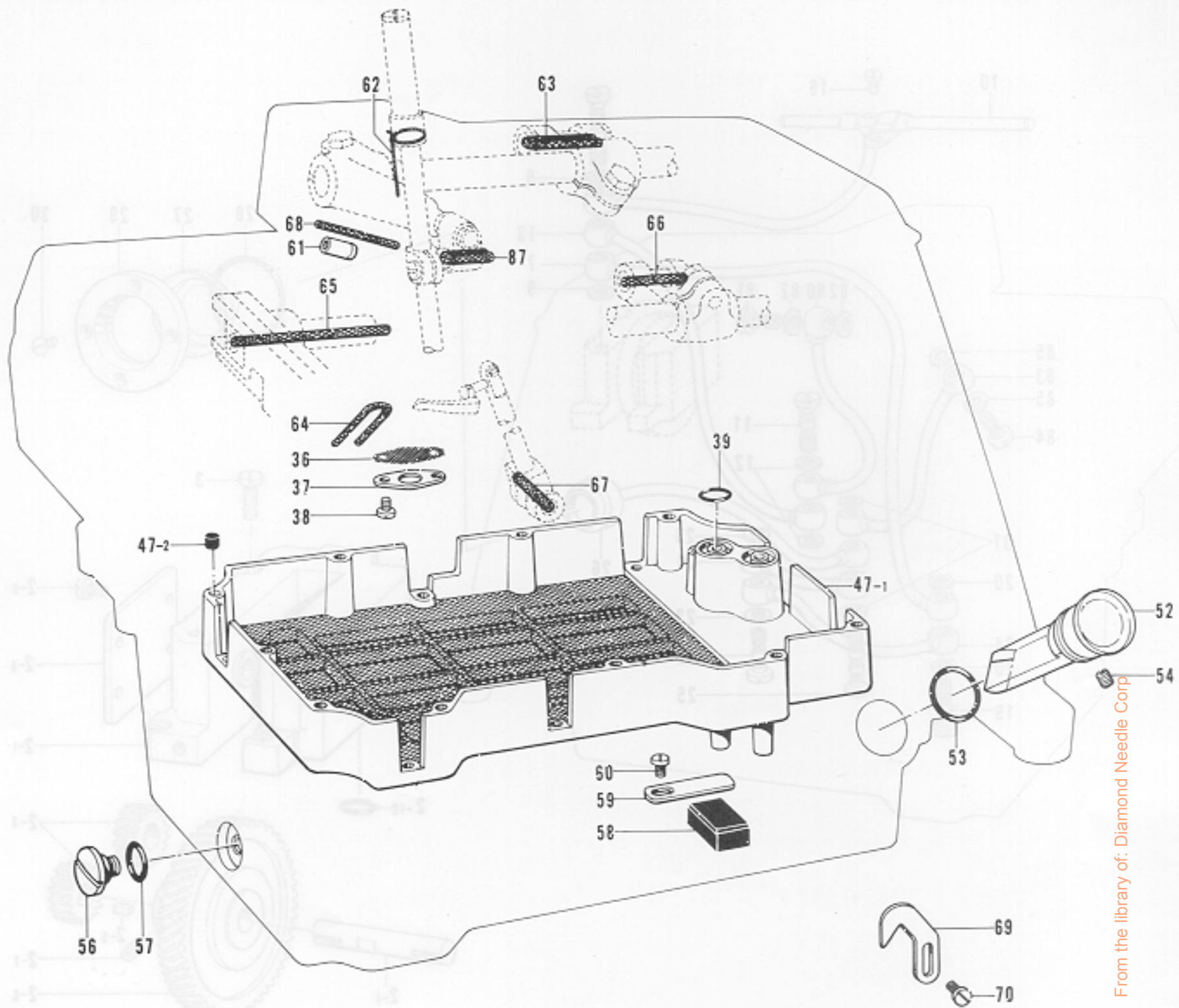


Ref. No.	Name of Parts	Q'ty	Parts No.	Assembly No.
1	Gear S	1	156432-001	
2-1	Pump Case	1		
2-3	Pump Gear D	2	156426-000	
2-4	Gear (L) Shaft	1	156427-001	
2-5	Key	1	156429-001	
2-6	Gear L	1	156428-000	
2-7	Screw 4.37 x 6	2	014680-622	
2-8	Pump Cover	1	156430-001	
2-9	Screw 3.57 x 6	4	009670-612	
2-10	"O" Ring P8	1	081008-070	
3	Screw 4.37 x 12	4	009681-212	
7	Vinyl Tube	1	156469-001	
8	Oil Feeding Pipe (A)	1	112351-001	
9	Packing	2	112348-001	
10	Main Oil Pipe	1	S00211-001	
11	Oil Feeding Pipe (B)	1	112364-001	
12	Packing	2	112348-001	
13	Tube Assembly	1	155292-001	
16	Screw 3.57 x 6	1	009670-612	
19	Oil Feeding Pipe (A)	1	112364-001	
20	Packing	2	112348-001	
21	Vinyl Tube	1	155282-001	
22	Oil Feeding Pipe (B)	1	112364-001	
23	Packing	2	112348-001	
24	Vinyl Tube	1	155284-001	
25	Oil Feeding Pipe (B)	1	112351-001	
26	Pilot-Light Gauge	1	155286-101	
27	Pilot-Light Lens	1	155290-000	
28	"O" Ring P22	1	081022-070	
29	Lens Presser Plate	1	155291-001	
30	Screw 3.57	4	102538-002	
31	Packing	2	112348-001	
80	Vinyl Tube	1	S00322-001	
81	Screw	1	112359-001	
82	Packing	2	112348-001	
83	Vinyl Tube	1	156897-001	
84	Screw	1	112359-001	
85	Packing	2	112348-001	

Ref. No.	Name of Parts	Q'ty	Parts No.	Assembly No.	Ref. No.	Name of Parts	Q'ty	Parts No.	Assembly No.
1	Gear S	1	156432-001		19	Oil Feeding Pipe (A)	1	112364-001	
2-1	Pump Case	1			20	Packing	2	112348-001	
2-3	Pump Gear D	2	156426-000		21	Vinyl Tube	1	155282-001	
2-4	Gear (L) Shaft	1	156427-001		22	Oil Feeding Pipe (B)	1	112364-001	
2-5	Key	1	156429-001		23	Packing	2	112348-001	
2-6	Gear L	1	156428-000		24	Vinyl Tube	1	155284-001	
2-7	Screw 4.37 x 6	2	014680-622		25	Oil Feeding Pipe (B)	1	112351-001	
2-8	Pump Cover	1	156430-001		26	Pilot-Light Gauge	1	155286-101	
2-9	Screw 3.57 x 6	4	009670-612		27	Pilot-Light Lens	1	155290-000	
2-10	"O" Ring P8	1	081008-070		28	"O" Ring P22	1	081022-070	
3	Screw 4.37 x 12	4	009681-212		29	Lens Presser Plate	1	155291-001	
7	Vinyl Tube	1	156469-001		30	Screw 3.57	4	102538-002	
8	Oil Feeding Pipe (A)	1	112351-001		31	Packing	2	112348-001	
9	Packing	2	112348-001		80	Vinyl Tube	1	S00322-001	
10	Main Oil Pipe	1	S00211-001		81	Screw	1	112359-001	
11	Oil Feeding Pipe (B)	1	112364-001		82	Packing	2	112348-001	
12	Packing	2	112348-001		83	Vinyl Tube	1	156897-001	
13	Tube Assembly	1	155292-001		84	Screw	1	112359-001	
16	Screw 3.57 x 6	1	009670-612		85	Packing	2	112348-001	



L. Lubrication (2) / Schmierung (2)  
 Lubrification (2) / Lubricación (2)

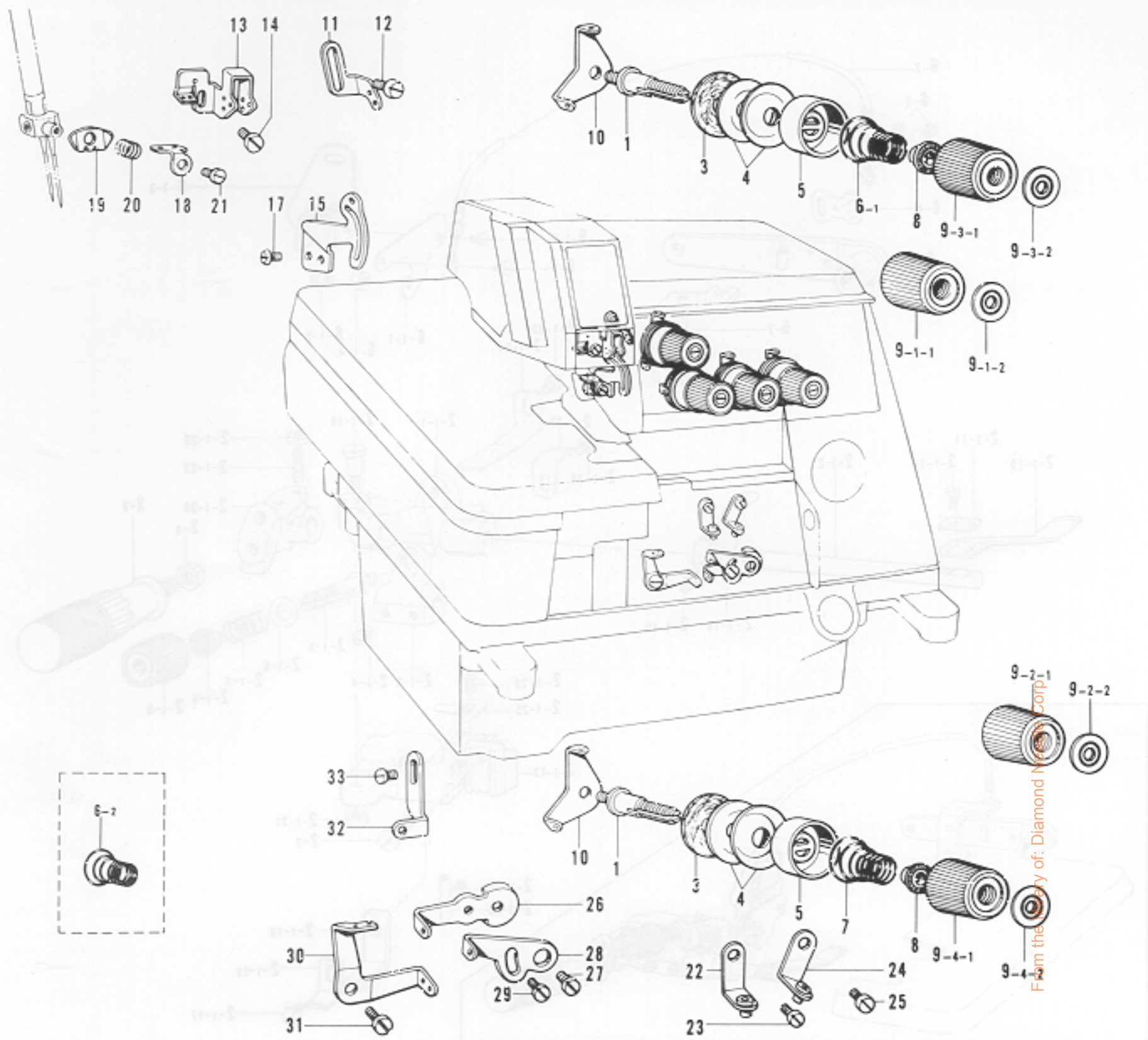


From the library of: Diamond Needle Corp

Ref. No.	Name of Parts	Q'ty	Parts No.	Assembly No.	Ref. No.	Name of Parts	Q'ty	Parts No.	Assembly No.
36	Oil Filter Guide	1	155294-000		60	Screw 3.57 x 6	1	009670-612	
37	Oil Filter Frange	1	155295-001		61	Oil Pipe	1	S00213-000	
38	Screw 3.57 x 5	2	009670-512		62	Wick	1	S00305-000	
39	"O" Ring	1	108549-001		63	Wick	1	140320-000	
47-1	Oil Filter	1		L-47 Oil Filter Assembly S00065-001	64	Wick	1	112750-000	
47-2	Oil Cap	10	140327-001		65	Wick	1	147362-000	
52	Oil Gauge Window	1	S00067-001		66	Wick	1	140317-000	
53	"O" Ring	1	081016-070		67	Wick	1	140417-000	
54	Screw 3.57	1	148294-001		68	Wick	1	140430-001	
56	Screw 9.52	1	110641-002		69	Adjusting Plate	1	155552-001	
57	Packing	1	109203-001		70	Screw 3.57 x 6	2	009670-612	
58	Hagnet	1	112525-000		87	Wick	1	S00278-000	
59	Spring Plate	1	152936-001						



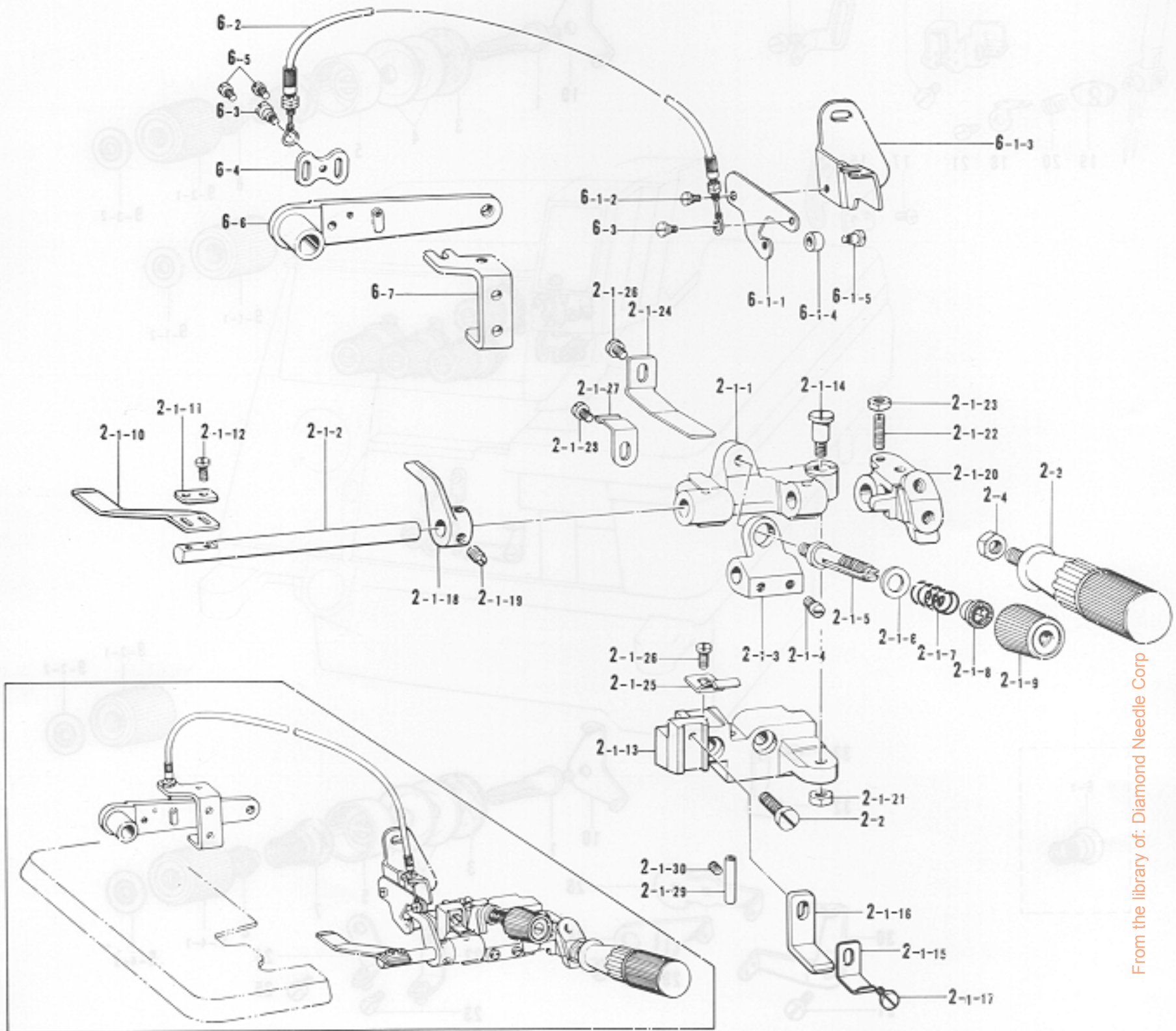
M. Thread tension / Fadenspannung  
Tension du fil / Tensión del hilo



Ref. No.	Name of Parts	Q'ty	Parts No.	Assembly No.	Ref. No.	Name of Parts	Q'ty	Parts No.	Assembly No.
1	Thread Tension Control Stud	4	159574-001		10	Needle Thread Guide Plate	4	110813-001	
3	Felt	4	110832-001		11	Needle Thread Guide (B)	1	S00215-001	
4	Tension Disc	8	145446-001		12	Screw 3.57 x 6	2	909670-612	
5	Tension Disc Washer	4	144103-003		13	Needle Thread Guide (A)	1	155305-101	
6- 1	Spring	2	144104-001		14	Screw 3.57 x 6	1	001670-612	
6- 2	Spring	2	148851-001		15	Needle Thread Take-up	1	155306-001	
7	Spring	2	144110-001		17	Screw 3.57 x 6	2	001670-612	
8	Tension Spring Washer	4	144105-000		18	Needle Thread Guide (C)	1	155307-101	
9- 1- 1	Thread Tension Adjusting Nut	1	149566-002	M-9-1 Thread Tension Adjusting Nut Assembly 155696-001	19	Needle Thread Guard	1	155308-101	
9- 1- 2	Tension Indicating Plate	1	155697-001		20	Needle Thread Guard Spring	1	155310-001	
9- 2- 1	Thread Tension Adjusting Nut	1	149566-002	M-9-2 Thread Tension Adjusting Nut Assembly 155696-002	21	Screw 2.38	1	105288-001	
9- 2- 2	Tension Indicating Plate	1	155697-002		22	Thread Guide	1	146926-003	
9- 3- 1	Thread Tension Adjusting Nut	1	149566-002	M-9-3 Thread Tension Adjusting Nut Assembly 155696-003	23	Screw 3.57 x 6	1	009670-612	
9- 3- 2	Tension Indicating Plate	1	155697-003		24	Under Looper Thread Guide	2	146926-002	
9- 4- 1	Thread Tension Adjusting Nut	1	149566-002	M-9-4 Thread Tension Adjusting Nut Assembly 155696-004	25	Screw 3.57 x 6	1	009670-612	
9- 4- 2	Tension Indicating Plate	1	155697-004		26	Under Looper Thread Take-up	1	155311-001	
					27	Screw 3.57 x 6	1	009670-612	
					28	Over Looper Thread Take-up	1	155312-001	
					29	Screw 3.57 x 6	1	009670-612	
					30	Looper Thread Take-up (L)	1	146654-001	
					31	Screw 3.57 x 6	1	009670-612	
					32	Over Looper Thread Guide	1	155313-001	
					33	Screw 3.57 x 6	1	009670-612	



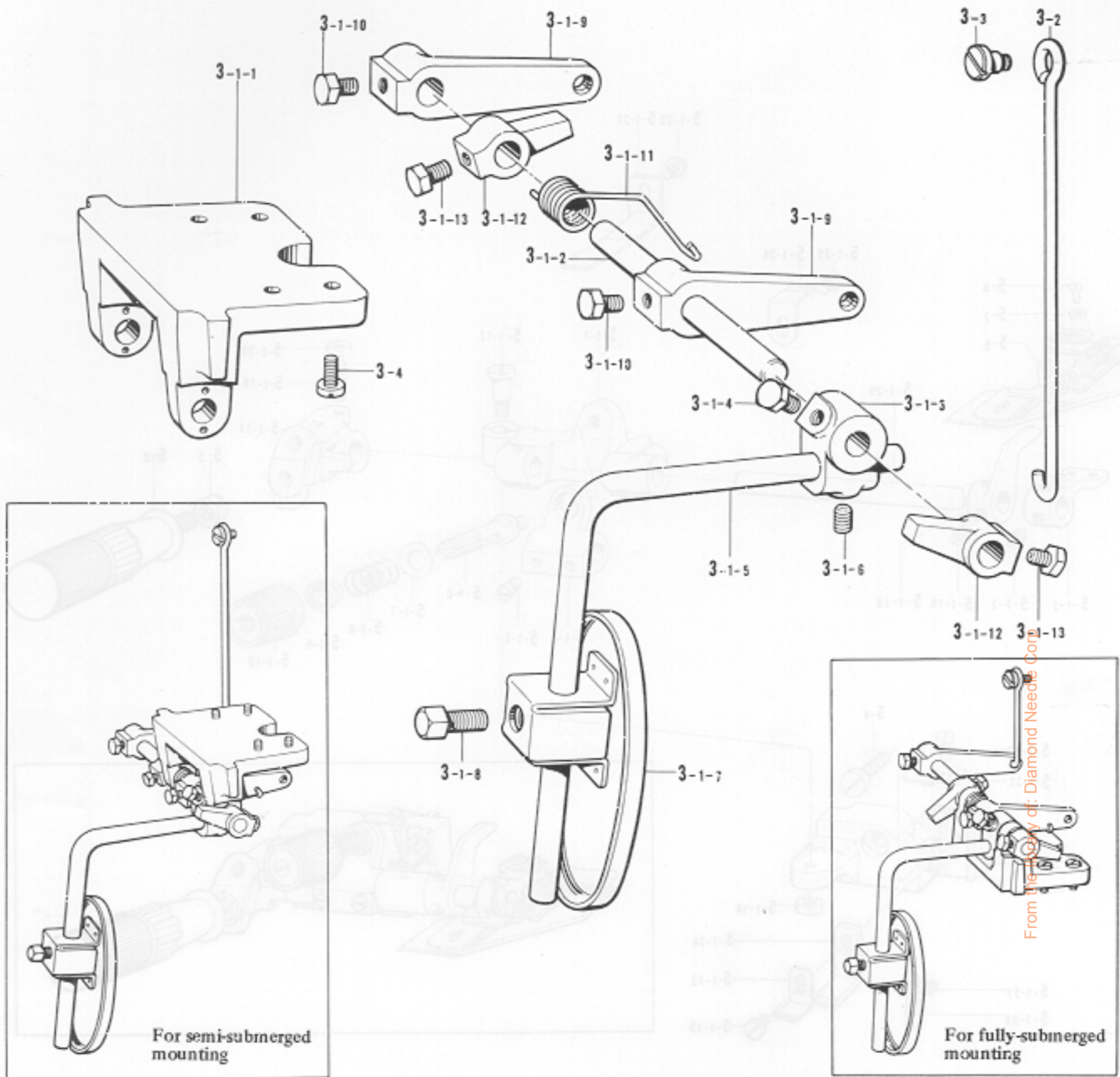
N. Shirring Attachment (1) / Kräuselvorrichtung (1)  
 Accessoire pour fronces (1) / Accesorio de tundido (1)



Ref. No.	Name of Parts	Q'ty	Parts No.	Assembly No.
2-1-1	Bracket for Ruffling Blade	1	146588-001	N-2-1 Shirring Attachment Assembly S01069-001
2-1-2	Ruffling Blade Base Shaft	1	145803-001	
2-1-3	Spring Base	1	146590-001	
2-1-4	Screw 5.95	2	105163-001	
2-1-5	Looper Thread Tension Control Stud	1	110820-001	
2-1-6	Washer 6.35	1	025770-232	
2-1-7	Spring	1	144788-001	
2-1-8	Tension Spring Washer	1	144105-000	
2-1-9	Thread Tension Adjusting Nut	1	149566-002	
2-1-10	Separator	1	S01057-001	
2-1-11	Washer	1	144784-001	
2-1-12	Screw 3.18 x 7	2	009660-712	
2-1-13	Ruffling Base	1		
2-1-14	Stud Screw 5.95	1	147933-001	
2-1-15	Ruffling Blade Guide	1	145807-001	
2-1-16	Ruffling Blade Guide Plate (D)	1	154795-001	
2-1-17	Screw 4.37 x 8	1	009680-812	
2-1-18	Ruffling Plate Lifter	1	148387-001	
2-1-19	Screw 6.35	2	101706-001	
2-1-20	Handle Fixing Plate	1	145810-001	
2-1-21	Nut 5.95	1	150553-002	
2-1-22	Screw 4.37	1	110230-001	
2-1-23	Nut 4.37	1	105234-003	N-2 Shirring Assembly S01068-002
2-1-24	Spring Plate	1	145811-001	
2-1-25	Spring Plate	1	145808-001	
2-1-26	Screw 4.37 x 6	2	009680-612	
2-1-27	Spring	1	144764-001	
2-1-28	Screw 3.57 x 5	1	001670-512	
2-1-29	Thread Guide Pipe	2	146592-001	
2-1-30	Screw 3.57	2	013679-412	
2-2	Screw 6.35 x 18	2	009781-812	N-6-1 Shirring Plate Lifter Lever Assembly S00082-001
2-3	Handle	1	145809-001	
2-4	Nut 6.35	1	150556-002	
6-1-1	Ruffling Plate Lifter Lever	1	148388-001	
6-1-2	Screw	1	141514-001	
6-1-3	Presser Foot Lifter Lever Support	1	S00083-001	
6-1-4	Roiler	1	148390-001	
6-1-5	Stud Screw 3.18	1	112301-001	
6-2	Flexible Wire Assembly	1	148391-001	N-6 Shirring Interlocking Assembly S01073-002
6-3	Screw	2	141514-001	
6-4	Wire Plate	1	147672-001	
6-5	Screw 3.57 x 6	2	009670-612	
6-6	Presser Foot Lifter Lever	1	S01074-001	
6-7	Lever Adjuster Plate	1	S01075-001	



N. Shirring Attachment (2) / Kräuselvorrichtung (2)  
 Accessoire pour fronces (2) / Accesorio de tundido (2)



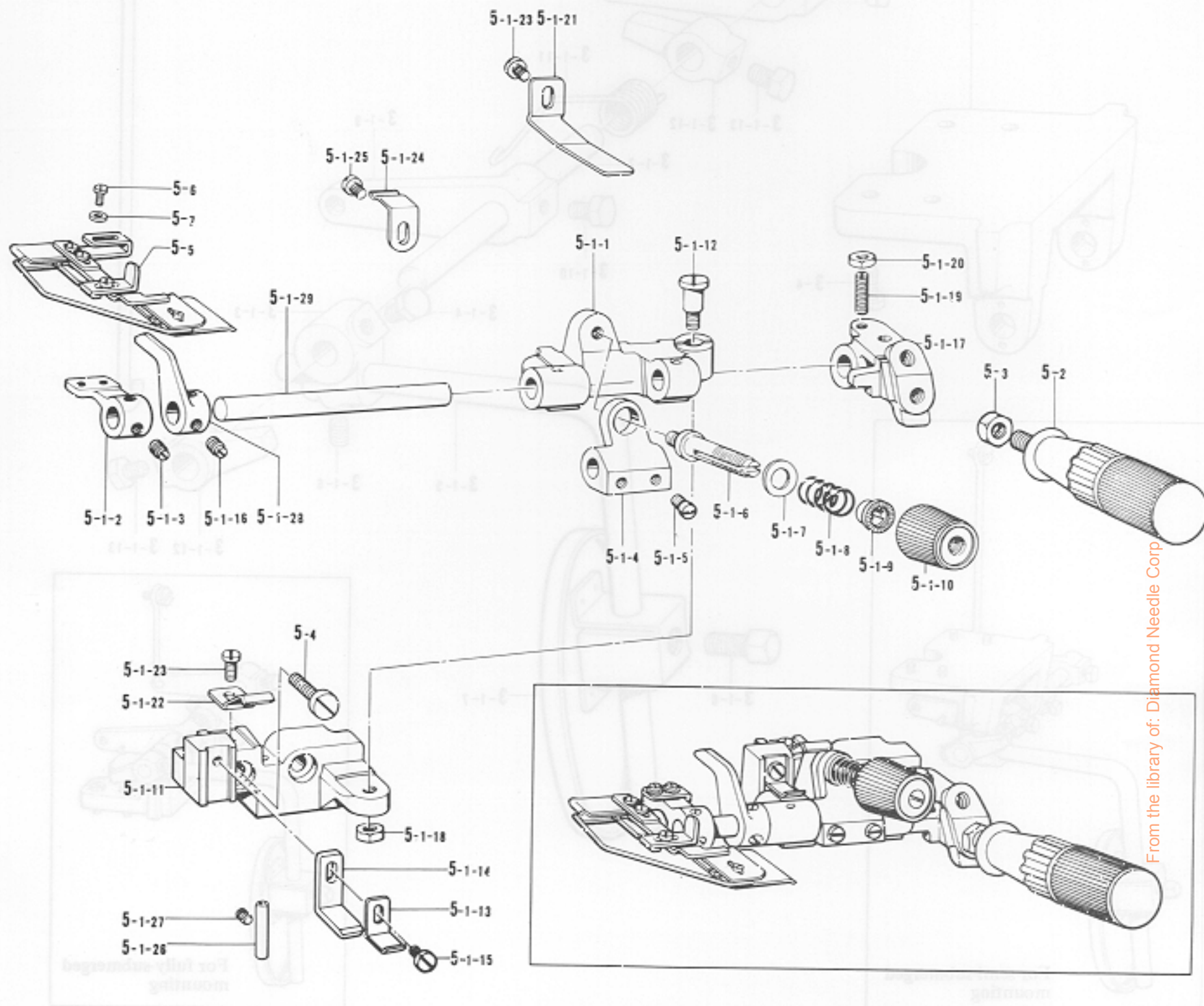
Ref. No.	Name of Parts	Q'ty	Parts No.	Assembly No.	Ref. No.	Name of Parts	Q'ty	Parts No.	Assembly No.
3-1- 1	Knee Lifter Shaft Bracket	1	155197-001	N-3-1 Differential Feed Adjustment Assembly S01071-001	3-1- 9	Knee Lifter Lever	2	155201-001	N-3-1
3-1- 2	Knee Lifter Shaft	1	S01072-001		3-1-10	Bolt 6.35 x 10	2	017781-012	Differential Feed
3-1- 3	Knee Lifter Bracket	1	155199-001		3-1-11	Spring	1	155202-001	Adjustment
3-1- 4	Bolt 6.35 x 10	1	017781-012		3-1-12	Collar	2	155203-101	Assembly
3-1- 5	Knee Lifter Bar (S)	1	148797-001		3-1-13	Bolt 6.35 x 10	2	017781-012	S01071-001
3-1- 6	Screw 6.35	1	014780-622		3-2	Connecting Bar	1	155205-001	N-3
3-1- 7	Knee Lifter Plate (L)	1	148798-001		3-3	Stud Screw 4.76	1	146594-001	Knee Lifter Shaft Assembly
3-1- 8	Bolt 7.94	1	100463-001		3-4	Screw 4.37 x 10	4	009681-012	S01168-001

- \* Differential feed adjustment assembly
- \* For semi-submerged mounting S01071-001
- \* For fully-submerged mounting S01153-001
- \* Differentialtransporteinstellung kompl.
- \* Für Montage am halbversenkten Maschinenoberteil S01071-001
- \* Für Montage am ganzversenkten Maschinenoberteil S01153-001

- \* Ensemble de réglage de l'entraînement différentiel
- \* Pour un montage semi-plongé S01071-001
- \* Pour un montage entièrement plongé S01153-001
- \* Conjunto de ajuste de transporte diferencial
- \* Para montaje semi-sumergido S01071-001
- \* Para montaje completamente sumergido S01153-001



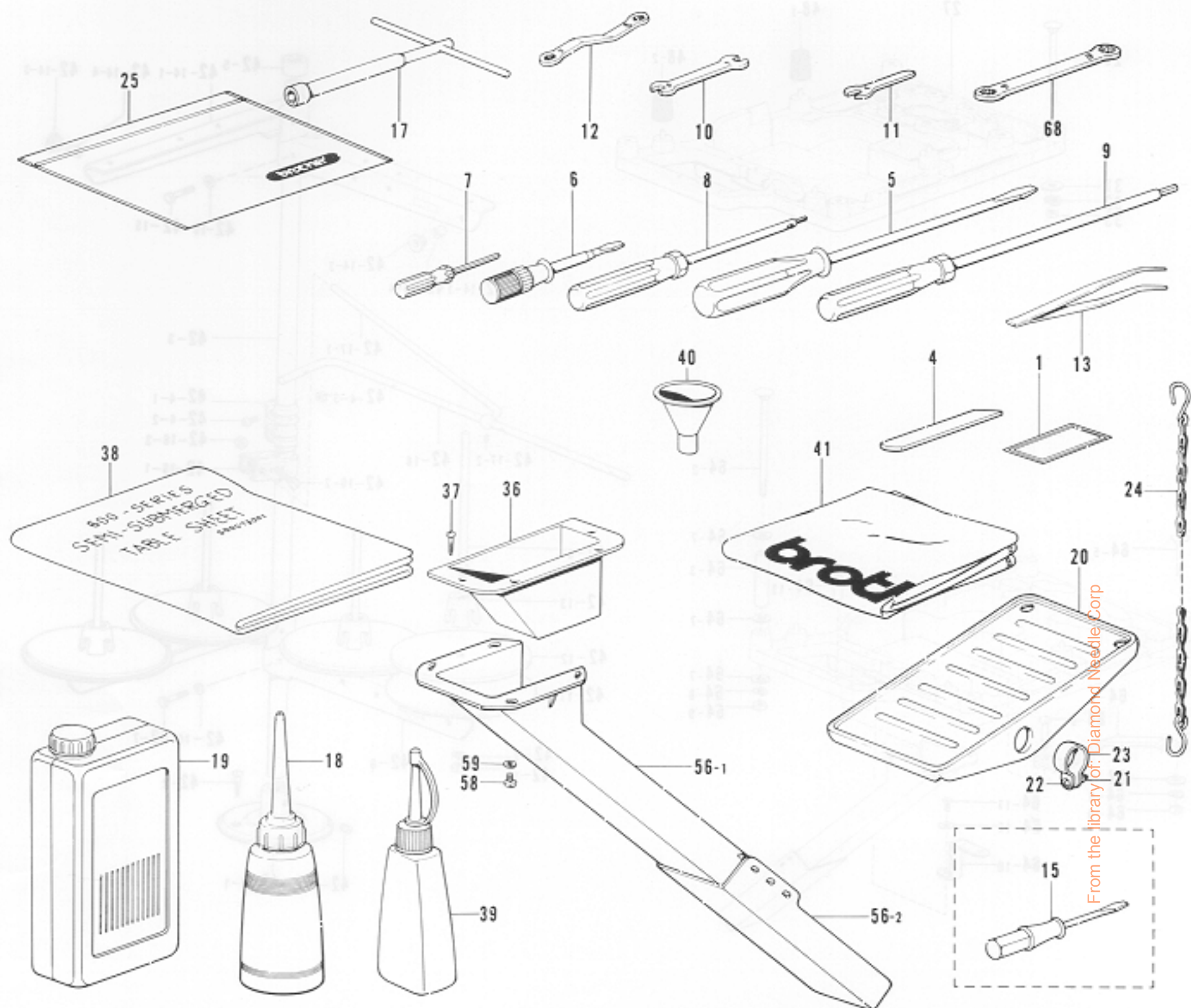
N. Shirring Attachment (3) / Kräuselvorrichtung (3)  
 Accessoire pour fronces (3) / Accesorio de tundido (3)



Ref. No.	Name of Parts	Q'ty	Parts No.	Assembly No.	Ref. No.	Name of Parts	Q'ty	Parts No.	Assembly No.
5-1-1	Bracket for Ruffling Blade	1	146588-001	N-5-1 Piping Wrapper Base Assembly 149202-202	5-1-19	Screw 4.37	1	110230-001	N-5-1 Piping Wrapper Base Assembly 149202-202
5-1-2	Wrapper Base	1	146589-001		5-1-20	Nut 4.37	1	105234-003	
5-1-3	Screw 6.35	2	101706-001		5-1-21	Spring Plate	1	145811-001	
5-1-4	Spring Base	1	146590-001		5-1-22	Spring Plate	1	145808-001	
5-1-5	Screw 5.95	2	105163-001		5-1-23	Screw 4.37 x 6	2	009680-612	
5-1-6	Looper Thread Tension Control Stud	1	110820-001		5-1-24	Spring	1	144764-001	
5-1-7	Washer 6.35	1	025770-232		5-1-25	Screw 3.57 x 5	1	001670-512	
5-1-8	Spring	1	144788-001		5-1-26	Thread Guide Pipe	2	146592-001	
5-1-9	Tension Spring Washer	1	144105-000		5-1-27	Screw 3.57	2	013679-412	
5-1-10	Tension Nut	1	149566-002		5-1-28	Ruffling Plate Lifter	1	148387-001	
5-1-11	Ruffler Base	1			5-1-29	Ruffling Blade Base Shaft	1	149203-001	
5-1-12	Stud Screw 5.95	1	147933-001		5-2	Handle	1	145809-001	
5-1-13	Ruffling Blade Guide	1	145807-001		5-3	Nut 6.35	1	150556-002	
5-1-14	Ruffling Blade Guide (D)	1	154795-001		5-4	Screw 6.35 x 18	2	009781-812	
5-1-15	Screw 4.37 x 8	1	009680-812		5-5	Wrapper Assembly	1	S01171-001	
5-1-16	Screw 6.35	2	101706-001		5-6	Screw 4.37 x 6	2	009680-612	
5-1-17	Handle Fixing Plate	1	145810-001		5-7	Washer	2	110735-002	
5-1-18	Nut 5.95	1	150553-002						



Z. Accessories (1) / Zubehör (1)  
Accessoires (1) / Accesorios (1)



Ref. No.	Name of Parts	Q'ty	Parts No.	Assembly No.	Ref. No.	Name of Parts	Q'ty	Parts No.	Assembly No.
1	Needle DC x 27	8	151474-		22	Screw 4 x 14	2	001401-406	
4	Lower Knife	1	155193-001		23	Pedal Stopper	2	116016-001	
5	Screw Driver 5.5 x 190	1	101572-101		24	Chain Assembly	1	142262-001	
6	Screw Driver 3.4 x 70	1	118837-001		25	Vinyl Bag	1	122991-001	
7	Screw Driver 1.6	1	144124-001		36	Duster Drop	1	148430-001	
8	Driver Wrench 2	1	146700-001		37	Screw 3.1 x 13	4	031311-302	
9	Screw Driver 3	1	149173-001		38	Table Sheet	1	S00073-001	
10	Spanner 6 x 7	1	107779-001		39	Silicone Oil	1	156334-001	
11	Spanner 4	1	155320-001		40	Funnel	1	140759-000	
12	Wrench 8 x 9	1	105343-001		41	Head Cover	1	144225-002	
13	Tweezers	1	117466-000		56-1	Duster Shoot (L)	1	148431-101	Z-56 Duster Shoot Assembly 183161-101
15	Screw Driver 2.3 x 40	1	148925-001		56-2	Duster Shoot (S)	1	148432-001	
17	Wrench	1	140342-001		58	Screw 4.37 x 10	4	009581-012	
18	Oiler	1	114483-002		59	Washer 4.37	4	025680-232	
19	Oil Tank	1	145277-104		68	Wrench 8 x 9	1	S00217-001	
20	Treadle Pedal	1	147893-002						
21	Nut 4	2	021400-106						

※ The details of included accessories are subject to change.

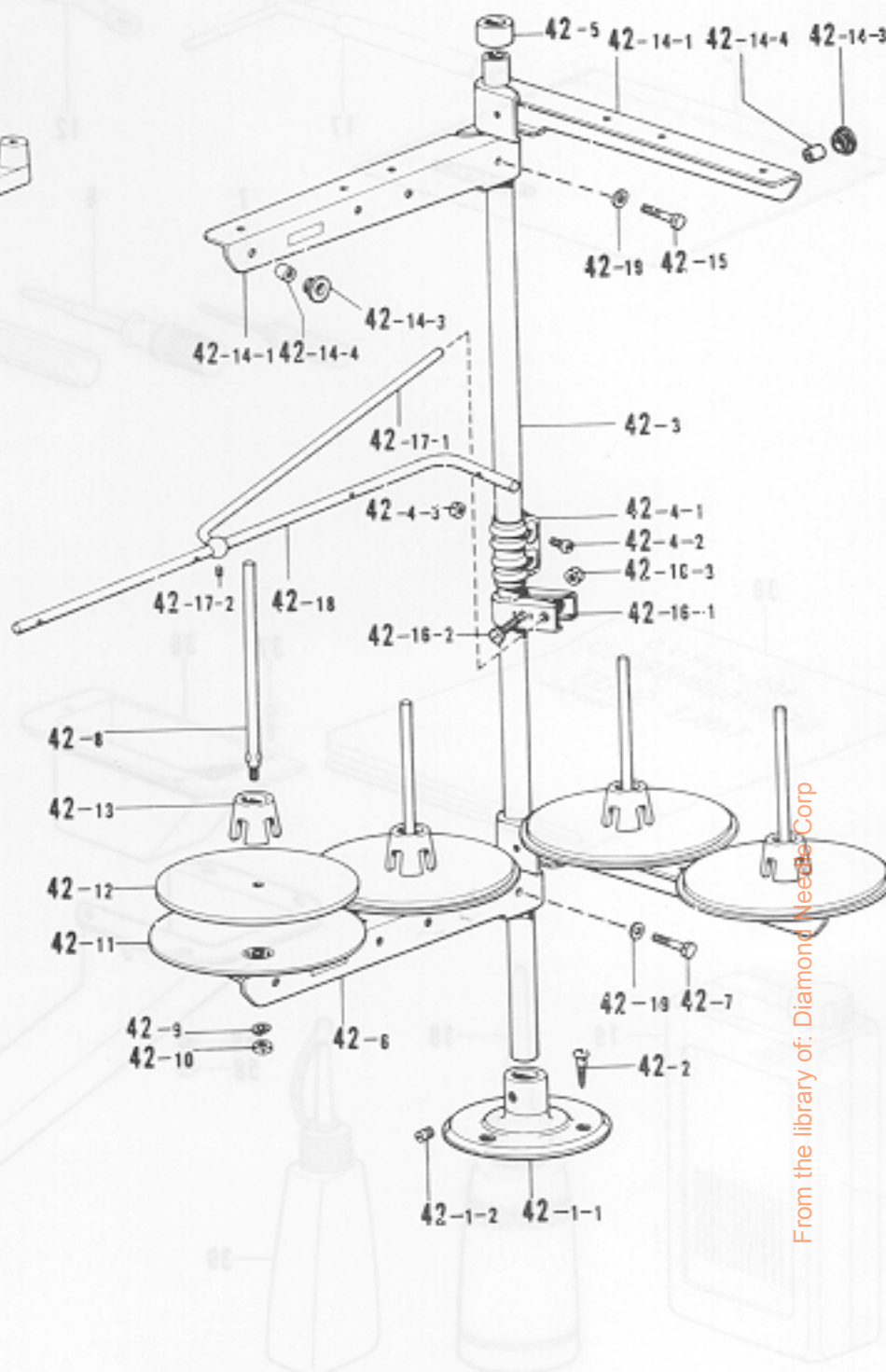
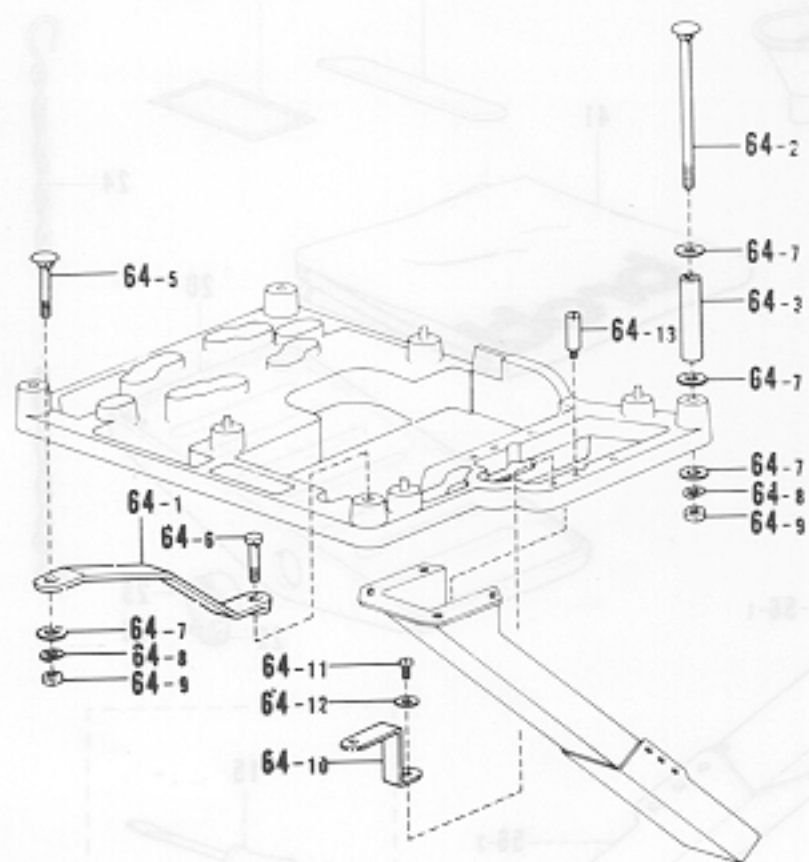
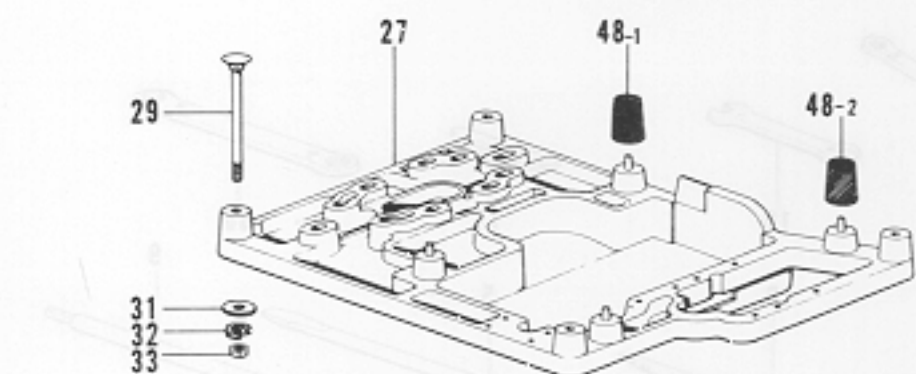
※ Änderungen in der Aufstellung der mitgelieferten Zubehöre sind vorbehalten.

※ Les détails des accessoires inclus sont sujets à des changements.

※ Los detalles de los accesorios incluidos pueden variar.







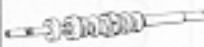

Z. Accessories (2) / Zubehör (2)  
 Accessoires (2) / Accesorios (2)





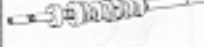



Ref. No.	Name of Parts	Q'ty	Parts No.	Assembly No.	Ref. No.	Name of Parts	Q'ty	Parts No.	Assembly No.
27	Machine Base Plate	1	155321-100		42-15	Bolt 5 x 28	2	017502-803	
29	Bolt 8 x 85	4	210973-001		42-16-1	Thread Guide Holder	1	150185-001	Z-42-16
31	Washer 8	4	025080-236		42-16-2	Bolt 5 x 28	1	017502-803	Thread Guide
32	Spring Washer 2-8	4	028080-242		42-16-3	Nut 5	1	021500-103	Holder Assembly
33	Nut 8	4	021080-106						150145-001
42- 1-1	Cotton Stand Base	1	150189-001	Z-42-1	42-17-1	Thread Guide Stopper Bar	1	142996-001	Z-42-17
42- 1-2	Screw 6 x 7	2	150181-101	Cotton Stand	42-17-2	Screw 4.76	1	013719-412	Thread Guide
42- 2	Screw 4.5 x 22	3	031452-203	Base Assembly	42-18	Thread Guide 4	1	142998-001	Stopper Bar
42- 3	Pipe	2	150172-001	150139-001	42-19	Washer 5	4	025050-233	142971-001
42- 4-1	Joint	1	150173-001	Z-42-4	48- 1	Cushion	1	147919-001	
42- 4-2	Screw 5 x 14	2	150202-001	Joint for	48- 2	Cushion	3	147919-002	
42- 4-3	Nut 5	2	021500-103	Cotton Stand	64- 1	Head Plate Supporter	1	153319-001	
42- 5	Cap	1		150106-001	64- 2	Bolt	3	153318-001	
42- 6	Spool Holder 2	2	150178-001		64- 3	Collar	3	153317-001	
42- 7	Bolt 5 x 28	2	017502-803	Z-42	64- 5	Bolt 8 x 55	1	211964-001	Z-64
42- 8	Spool Shaft (B)	4	150179-001	Cotton Stand	64- 6	Bolt M8 x 55	1	017085-502	Full-Submerged
42- 9	Spring Washer 2-5	4	028050-243	Assembly 4THF	64- 7	Washer 8	16	025080-236	Set
42-10	Nut 5	4	021500-103	150161-003	64- 8	Spring Washer 2-8	5	028080-242	155324-001
42-11	Spool Stand Base	4	150180-000		64- 9	Nut 8	5	021080-106	(Option Parts)
42-12	Spool Mat	4	150182-000		64-10	Duster Shoot Supporter	1	155325-001	
42-13	Spool Cushion	4	126863-000		64-11	Screw 4.37 x 10	1	009681-012	
42-14-1	Spool Holder 2	2	150178-001	Z-42-14	64-12	Washer 4.37	1	025680-232	
42-14-3	Thread Hanger	4		Thread Hanger	64-13	Stud	3	155326-001	
42-14-4	Thread Bushing	4	142990-001	Assembly					
				147055-003					


















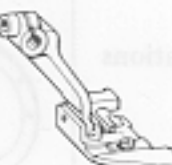

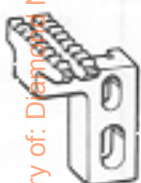
DIFFERENT PARTS LIST / ZUBEHÖRLISTE  
 LISTE DES PIÈCES ACCESSOIRES / LISTA DE PIEZAS ACCESORIAS

Ref. No.		A-19	A-38	A-75	A-105	B-1	C-32
Sub-Class	Specifications	Stitch Length Control Plate 	Front Cover Assembly 	Oil Cap 	Label 	Crank Shaft 	Needle Clamp Assembly 
B681 -022-5	Thin	S00095-001	154857-001	143196-001	146975-004	S00033-001	154910-001
-023-5	Thin medium (Mock-Safety)				146975-065	(S00072-001 Assembly No.)	










Ref. No.		A-19	A-38	A-75	A-105	B-1	C-32
Sub-Class	Specifications	Stitch Length Control Plate 	Front Cover Assembly 	Oil Cap 	Label 	Crank Shaft 	Needle Clamp Assembly 
B682 -022-5	Thin	S00095-001	154857-001	143196-001	146975-004	S00033-001	154910-001
-031-7	Heavy		154859-001		146975-017		154912-001
-032-7	Heavy (Mock-Safety)	S01096-001			146975-018	(S00072-001 Assembly No.)	154910-001
-033-5	Shirring				146975-019		
-037-5	Piping	S00095-001	154857-001	143196-001	146975-021	(S00071-001 Assembly No.)	159880-001
-041-5	Taping				146975-023		
-051-6	Bulky Knit	S01089-001			146975-081		
-057-6 -7	Bulky				146975-093 146975-090		

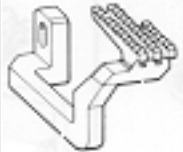










Ref. No.	C-33	C-45	C-55	D-5	E-13	E-16	E-38	E-39	E-40
Sub-Class	Needle DC x 27 	Chain Stitch Needle Guard (F) 	Needle Plate Assembly 	Spacer 	Presser Foot Lifter Lever 	Lever Adjust Plate 	Sub-Presser Arm 	Bolt 3.57 x 8 	Presser Stopper 
B681									
-022-5	151474-011	146777-001	S00241-001	154937-001	S00125-001	S00126-001	S00129-001	154965-001	S00132-001
-023-5									

Ref. No.	C-33	C-45	C-55	D-5	E-13	E-16	E-50	F-55	F-77
Sub-Class	Needle DC x 27 	Chain Stitch Needle Guard (F) 	Needle Plate Assembly 	Spacer 	Presser Foot Lifter Lever 	Lever Adjust Plate 	Presser Foot Assembly 	Differential Stitch Control Plate 	Main Feed Dog 
B682									
-022-5	151474-011	146777-001	S00283-001	154937-001			S00243-001		146744-001
-031-7					S00125-001	S00126-001		S00148-001	
-032-7	151474-018	146778-001	S01148-001	154938-001			S01132-001		S01149-001
-033-5							S01134-001		
-037-5	151474-011		S01150-001		N-6-6 S01074-001	N-6-7 S01075-001	S01135-001	155174-001	S01145-001
-041-5		146777-001		154937-001			S01136-001	S00148-001	
-051-6			156009-001		S00125-001	S00126-001			146745-001
-057-6	151474-014		S01190-001				S00243-001	155173-001	
-057-7			159875-001						159876-001





















Ref. No.	E-41	E-50	F-55	F-77	F-78	F-79	G-27	G-101	H-9
	Screw 3.18 x 4.5	Presser Foot Assembly	Differential Stitch Control Plate	Main Feed Dog	Differential Feed Dog	Chain Feed Dog	Upper Feed Regulator Plate	Upper Feed Dog	Upper Knife Holder
Sub-Class									
B681-022-5	009669-412	S00272-001	S00148-001	S00145-001	156036-001	S00147-001	S00168-001	S00209-001	155189-001
-023-5									155187-001

Ref. No.	F-78	F-79	G-27	G-101	H-9	H-10	H-11	H-12	H-13
	Differential Feed Dog	Chain Feed Dog	Upper Feed Regulator Plate	Upper Feed Dog	Upper Knife Holder	Screw 4.37	Upper Knife Presser	Presser Plate	Upper Knife
Sub-Class									
B682-022-5	S00281-001			S00240-001	155189-001	009681-612	148343-001	148344-001	148815-001
-031-7			S00239-001						
-032-7	S01141-001			S01133-001					
-033-5	S01146-001	146577-001		S01129-001					
-037-5			S01094-001	S01131-001	155187-001	107407-003			144074-000
-041-5	S01147-001		S00239-001	S01137-001					
-051-6	156037-001								
-057-6/7	159877-001	146578-001	S01093-001	S00240-001					









From the library of: Diamond Needle Corp







Ref. No.	H-10	H-11	H-12	H-13	H-14	J-12	K-13	M-6	Z-1
	Screw 4.37	Upper Knife Presser	Presser Plate	Upper Knife	Bolt 3.57 Screw 3.57	Over Looper	Under Looper	Spring	Needle DC x 27
Sub-Class									
B681-022-5	009681-612	148343-001	148344-001	148815-001	113050-001	155240-001	159434-001	144104-001	151474-011
-023-5	107407-003			144074-000	144075-001	155242-001			

Ref. No.	H-14	J-12	K-13	M-6	N-2-1	N-2-2	N-2-3	N-2-4	N-3-1
	Bolt 3.57 Screw 3.57	Over Looper	Under Looper	Spring	Shirring Attachment Assembly	Screw 6.35 x 18	Handle	Nut 6.35	Differential Feed Adjustment Assembly
Sub-Class									
B682-022-5	113050-001			144104-001					
-031-7		155240-001							
-032-7		155243-101		148851-001					
-033-5			159434-001						
-037-5	144075-001				S01069-001	009781-812	145809-001	150556-002	S01071-001
-041-5		155240-001		144104-001					
-051-6									
-057-6		159883-001	159885-001						



Ref. No.	N-3-2	N-3-3	N-3-4	P-5-1	P-5-2	P-5-3	P-5-4	P-5-5
	Connecting Bar 	Stud Screw 4.76 	Screw 4.37 x 10 	Piping Wrapper Base Assembly 	Handle 	Nut 6.35 	Screw 6.35 x 18 	Wrapper Assembly 
B-682								
-022-5								
-031-7								
-032-7								
-033-5								
-037-5	155205-001	146594-001	009681-012	149202-202	145809-001	150556-002	009781-812	S01171-001
-041-5								
-051-6								
-057 <sup>6</sup> / <sub>7</sub>								

Ref. No.	P-5-6	P-5-7	P-6	Z-1				
	Screw 4.37 x 6 	Washer 	Shirring Interlocking Assembly 	Needle DC x 27 				
B-682				151474-011				
-022-5								
-031-7				151474-018				
-032-7								
-033-5								
-037-5	009680-612	110735-002	S01073-002	151474-011				
-041-5								
-051-6								
-057 <sup>6</sup> / <sub>7</sub>				151474-014				

From the library of: Diamond Needle Corp